



POLASTORM
INNOVATIVE
GENESIS

Propeller Guide

2022 - 2023

POLARIS PROPELLER CO.,LTD.

No. 109, YingWang Road, Jimo, QingDao 266235 China.

EMAIL: leo@polaris2010.com WEB: www.polaris2010.com

INNOVATIVE GENESIS

A Product by
QPM
PROFESSIONAL

INNOVATIVE GENESIS

The COMPANY

Behind POLASTORM is a group of high tech companies, Anglo-European engineers and marine professionals with over 100 years of combined marine professional experience.

Our goal is advancing the latest robotic technologies to produce aviation-quality propellers in both stainless steel and titanium- aluminum hybrid materials for marine distribution worldwide.

We offer a more cost-efficient supply channel of the best OEM outboard brand designs of propellers. We strive to enable all boaters worldwide to be having Fun On The Water. This is accomplished through our national, international distribution at all levels.



Aerospace Precision Casting

APC casting is known as Aerospace Precision Casting that can achieve aerospace quality products with extreme high-density and physical strength. QPIM is the first company to apply APC casting technology for aluminum propellers.

The innovation of aerospace technology to marine aluminum propellers is now a reality, boasting hybrid casting of strontium, aluminum and titanium that are far stronger and durable than ever before.

Our robotic powder-coating line uses AkzoNobel patented anti-corrosive coating powder that are environmentally safe.

APC casting propeller: Tensile strength 280Mpa; Yield strength 220Mpa; Elongation at break 9%. (The benefit of Higher Tensile Strength is a better performing propeller for your boat from the same design)

Squeeze casting propeller: Tensile strength 190Mpa; Yield strength 140Mpa; Elongation at break 6%.

Die casting propeller: Tensile strength 180Mpa; Yield strength 130Mpa; Elongation at break 2%.

Stainless Steel Casting Technology


Polastorm material R&D technical team uses **ASTM A890-4A** duplex stainless steel formulation, followed by heat treatment to create tensile strength of up to **750 Mpa** and extreme anti-corrosion.

Polastorm stainless steel propellers all utilize spiral flute exhaust design and the marine industries greatest Interchangeable Hub System with Gearcase Noise Reduction System(GNRS). The best proven designs have been chosen to match specific engines HP groups with a wide range of propeller pitch choices.

The logo for QPIM, featuring the letters Q, P, I, and M in a stylized, bold font. The 'Q' and 'P' are connected, and the 'I' and 'M' are also connected. The logo is white with a dark outline.

Innovative manufacturing

Here's how QPIM makes propellers for boats with industry-leading technology.



APC CASTING: Aerospace Precision Casting With Automatic Furnace Exchange System.



CNC MACHINING




T6 HEAT TREATMENT



ROBOTIC GRINDING&PAINTING



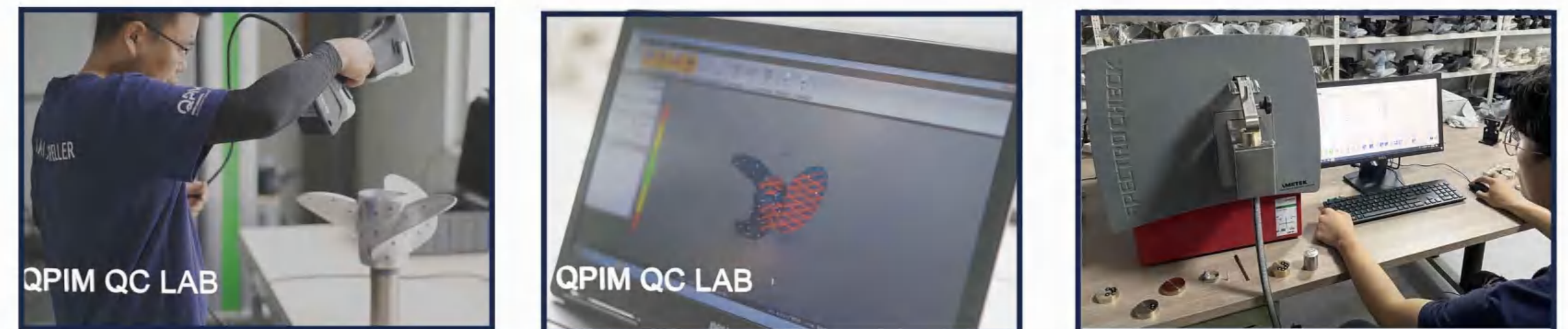
PAINTING: Robotic Powder Coating, Coating Life Passes Copper Accelerated Acetic Acid Salt Spray Test (CASS Test).



QUALITY ASSURANCE: X-Ray Flaw Detective for Propeller and Propeller Hub.



QUALITY ASSURANCE: 3D Laser Scanning&Spectrum Metal Analyzer.



MECHANICAL PROPERTIES TESTING

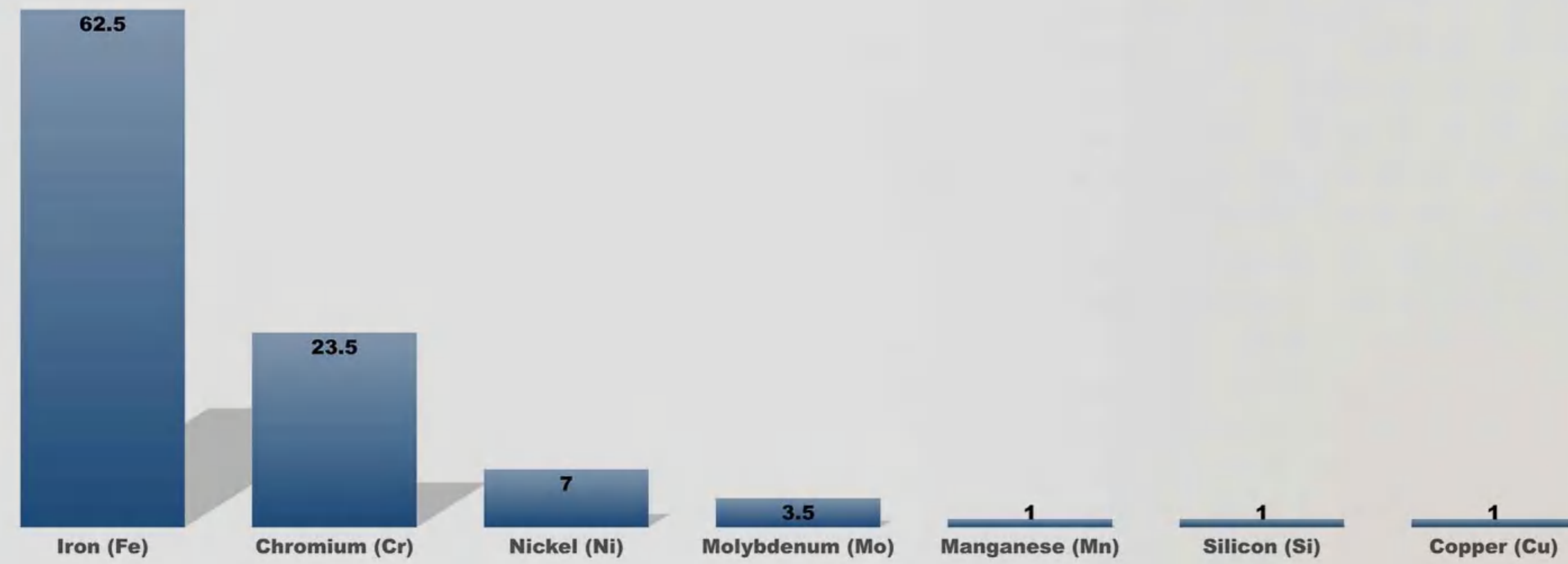


POLASTORM is certificated by ISO 9001/ISO 14001/ISO 45001.



THE ADVANTAGE OF POLASTORM STAINLESS STEEL PROPELLERS

The composition of ASTM A890-4A steel is notable for including copper (Cu) and containing a comparatively high amount of chromium (Cr). Copper is primarily used to improve resistance to acids. Chromium is the defining alloying element of stainless steel. Higher chromium content imparts additional corrosion resistance.



DURABLE:

Made Of ASTM A890-4A duplex stainless steel. Proceed by solution treatment.



PRECISION:

3D laser scanning and pitch analyzing proceed for all propellers.

ANTI-CORROSION:

Higher chromium content imparts additional corrosion resistance.



EXCELLENT PERFORMANCE:

Appropriate cupping in trailing edge and blade tip. Spiral exhausting tunnel For all series.



THE ADVANTAGE OF POLASTORM ALUMINUM PROPELLERS

DURABLE:

Made Of TITANIUM-ALU HYBRID Material.

PRECISION:

Created by Aerospace Precision Casting (APC).

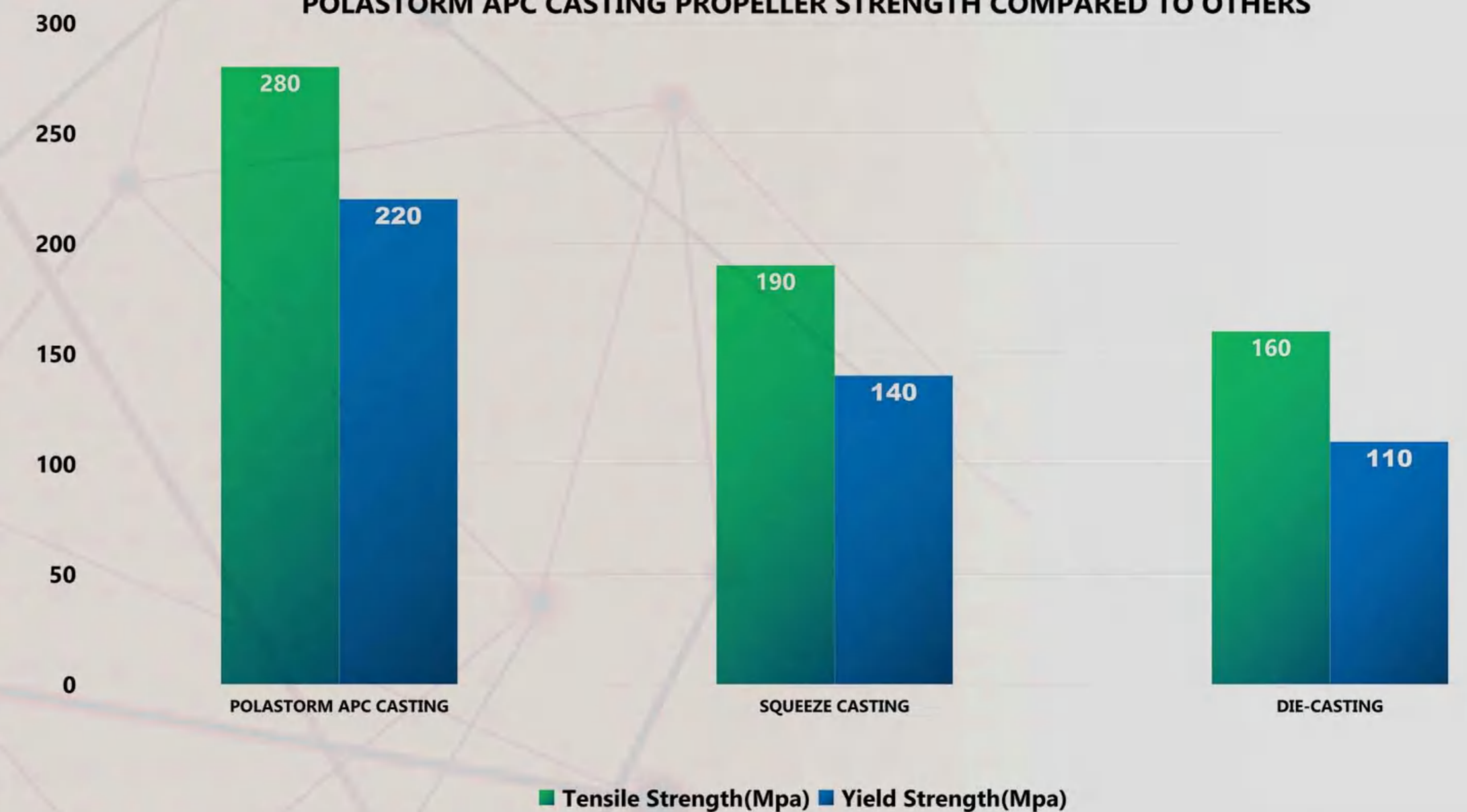
STRENGTH:

280 MPA Tensile and 220 MPA Yield Strength.


ANTI-CORROSION:

Robotical AkzoNobel Powder Coating.

POLASTORM APC CASTING PROPELLER STRENGTH COMPARED TO OTHERS



POLASTORM Titanium-Aluminum-Hybrid casting propeller is solution heat-treated and artificially aged to achieve the highest strength compared to the other variants of casting aluminum.



Our Blade Applications

• MEGARA

Mercury blade geometry.
Available in aluminum 6-300HP,
stainless steel 40-70HP.

• YANTA

Yamaha blade geometry.
Available in aluminum 2-300HP,
stainless steel 150-250HP.

• SEMA

Suzuki blade geometry.
Available in aluminum 4-300HP / stainless steel 9.9-140HP&225-300HP.

Stella

- Larger blade area & good acceleration.
- Improved fuel economy at cruising speeds.
- Ideal replacement for OEM aluminium props.
- Available in A, B, C, D & E Groups 9.9-225HP.

StellaPlus

- Higher rake and thinner blades.
- Excellent acceleration and top speed.
- Best choice for 115-140HP 4-strokes.

Saltist

- Designed with High-Rake blade geometry.
- Aggressive acceleration & excellent bow lift.
- Best choice for 150-200HP. (Performance Boats).

Series Definition	
MEGARA Series	Similar to Mercury Blade Shape.
YANTA Series	Similar to Yamaha Blade Shape.
SEMA Series	Similar to Suzuki Blade Shape.
STELLA Series	Similar to Solas Rubex NS3, Solas New Saturn, Yamaha Reliance, Mercury Vengeance, Michigan Apollo.
STELLA PLUS Series	Similar to Mercury Laser II, Michigan Ballistic.
TORQUEMASTER Series	Similar to Solas Rubex HR4, Solas HR Titan 4, Mercury Spitfire X7, Mercury Revolution 4, Yamaha Talon SS4.
SALTIST Series	Similar to Solas Rubex HR3, Solas HR Titan 3, Mercury Enerzia, Yamaha Performance 3.
SOLTIGA 3 Series	Similar to Solas Lxor, Solas Rubex L3, Mercury Mirage Plus, Yamaha Salt Water Series II
SOLTIGA 4 Series	Similar to Solas Rubex L4, Solas Lxor 4, Yamaha HS4, Mercury Revolution 4.
NORDIC Series	Recommended for OXE/COX Diesel

TorqueMaster

- 4-blade, high-rake, powerful thrust.
- Excellent performance for stern lift and acceleration.
- Impressive low speed planing and cruising.
- Available in stainless steel 115-250HP group.

Soltiga

- Large diameter, deep camber.
- Modern blade geometry for high & mid-range speeds.
- Recommended for boats with high power to weight ratios.
- Soltiga 3 recommended for 150-200HP, Soltiga 4 recommended for 200-300HP.

Our Group Categories

2 ~ 9.8 H.P

A - 9.9 ~ 20 H.P (2-1/2" Gearcase)

B - 20 ~ 30 H.P (3" Gearcase)

C - 25 ~ 70 H.P (3-1/2" Gearcase)

D - 40 ~ 140 H.P (4-1/4" Gearcase)

E / E+ - 90 ~ 400 H.P (4-3/4" Gearcase)

POLASTORM 10 Digital Part Number Annotation

Engine Group	No.	Blade Geometry	No.	Engine Brand	No.	Rotation	No.	No. of Blades	No.	Diameter	Pitch
A 2-1/2" Gearcase	1	MEGARA	0	MERCURY	1	SS Right Rotation Mirror Polished	9	3 blades	3	Actual	Actual
B 3" Gearcase	2	YANTA	1	YAMAHA	2	SS Left Rotation Mirror Polished	6	4 blades	4		
C 3-1/2" Gearcase	3	SEMA	2	SUZUKI	3	ALU Right Rotation BLACK COLOR	7				
D 4-1/4" Gearcase	4	TORQUEMASTER	3	HONDA	4	ALU Left Rotation BLACK COLOR	8				
E 4-3/4" Gearcase	5	NORDIC	4	TOHATSU	5	ALU Right Rotation WHITE COLOR	1				
F Stern Drive	6	SOLTIGA 3	5	BRP JOHNSON	6	ALU Left Rotation WHITE COLOR	2				
Others	9	SOLTIGA 4	6	YANMAR	7	ALU Right Rotation GREY COLOR	3				
		SALTIST	7	POLEAX	8	ALU Left Rotation GREY COLOR	4				
		STELLA	8	VOLVO	9						
		STELLA PLUS	9	QDIB	0						

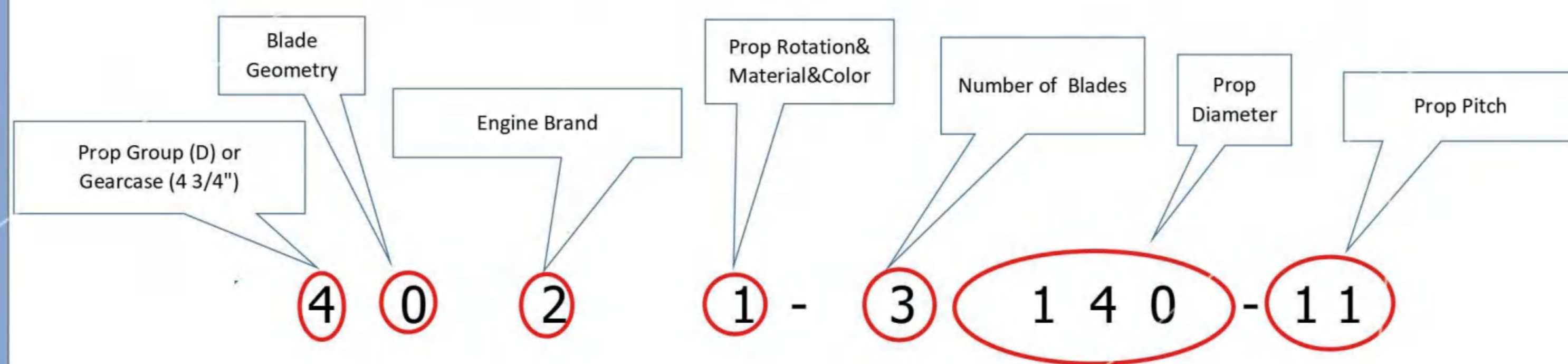


Table of Contents

Propellers With Pressed in Rubber Bushing ... P13 - 54

Aluminum and Stainless Steel

- YAMAHA ... P13 - 19
- MERCURY ... P20 - 28
- SUZUKI ... P29 - 35
- HONDA ... P36 - 42
- TOHATSU ... P43 - 46
- BRP,JOHNSON,EVINRUDE ... P47 - 54
- PROPELLER HARDWARE KITS ... P11 - 12
- PROPELLER RUBBER BUSHING ... P67

Propellers With Interchangeable Hub ... P57 - 64

- POLEAX ALUMINUM ... P57 - 58
- POLEAX STAINLESS STEEL ... P59 - 60

Interchangeable Hub Kits ... P61-64

- INTERCHANGEABLE HUB KITS CROSS REFERENCE ... P71

Propeller With Quick-Drop-In Hub ... P65 - 66

- QDIB RUBBER BUSHING ... P65
- QDIB ALUMINUM PROP ... P66

MERCUISER BRAVO III STERN DRIVE... P68

YANMAR & VOLVO SAIL DRIVE ... P69

VOLVO PENTA DUAL PROPS ... P70



Propeller Hardware Kits

For Pressed in Rubber Hub Prop

For Pressed in Rubber Hub Prop

Propeller Hardware Kits

Washer & Spacer Kits



YAMAHA

2.5-5HP					6-8HP					9.9-20HP / 2-1/2" Gearcase					20-30HP / 3" Gearcase								
Thrust Washer	Nut	Split Pin	KITS SET No.		Thrust Washer	Washer	Nut	Split Pin	KITS SET No.		Thrust Washer	Washer	Nut	Split Pin	KITS SET No.		Thrust Washer	Spacer	Washer	Nut	Split Pin	KITS SET No.	
			20829101						20829202						20821101							20822201	
Y4TW	Y4NT				Y8TW	YAWS	Y8NT	APIN			YATW	YAWS	YANT	APIN			YBTW	YBSP	YBWS	YBNT	APIN		
CEM P. 651-658E7-01	CEM P. 651-658E6-00				CEM P. 90201-90881-00	CEM P. 90201-90881-00	CEM P. 90211-90881-00				CEM P. 627-630E7-01-00	CEM P. 60201-90881-00	CEM P. 60211-90881-00				CEM P. 612-630E7-01-00	CEM P. 600-630E7-00-00	CEM P. 600-630E7-00-00	CEM P. 600-630E7-00-00	CEM P. 901E1-10011-00		

25-60HP / 3-1/2" Gearcase					50-90HP / 4-1/4" Gearcase					F75B,F90B,100-130HP / 4-1/4" Gearcase 150-300HP / 4-3/4" Gearcase										
Thrust Washer	Spacer	Washer	Nut	Split Pin	KITS SET No.		Thrust Washer	Spacer	Washer	Nut	Split Pin	KITS SET No.		Thrust Washer	Spacer	Washer	Nut	Split Pin	KITS SET No.	
					20823301							20824401							20825501	
YCTW	YCSP	YCWS	YCNT	CPIN			YDTW	YDSP	YDWS	YDNT	CPIN			YETW	YDSP	YDWS	YENT	EPIN		
CEM P. 663-608E7-02-00			CEM P. 901E1-10011-00				CEM P. 688-630E7-01-00	CEM P. 671-630E7-00-00	CEM P. 9020B-21000-00	CEM P. 901E1-10011-00				CEM P. 639-630E7-00-00	CEM P. 688-630E7-01-00	CEM P. 67090-10200-00	CEM P. 901E1-10011-00			

SUZUKI

4-6HP		8-20HP / 2 1/2" Gearcase					20-30HP / 3" Gearcase					35-65HP / 3-1/4" Gearcase							
Nut	KITS SET No.					Thrust Washer	Spacer	Washer	Nut	Split Pin	KITS SET No.		Thrust Washer	Spacer	Washer	Nut	Split Pin	KITS SET No.	
	20831101										20832201							20833301	
S4NT						SATW	-	YAWS	SANT	APIN			SBTW	SBSP	YBWS	SBNT	APIN		
CEM P. 58130-1010						CEM P. 57632-80002		CEM P. 09160-18026	CEM P. 09141-18005				CEM P. 57632-80000	CEM P. 57632-80000	CEM P. 09160-18026	CEM P. 57632-80000	CEM P. 09141-18005		

DF60-70HP/DT75-140HP / 4-1/4" Gearcase 13 SPLINE					DF90-DF115HP / 4-1/4" Gearcase 15 SPLINE					DF90A-DF140HP / 4-1/4" Gearcase 15 SPLINE										
Thrust Washer	Spacer	Washer	Nut	Split Pin	KITS SET No.		Thrust Washer	Spacer	Washer	Nut	Split Pin	KITS SET No.		Thrust Washer	Spacer	Washer	Nut	Split Pin	KITS SET No.	
					20834401							20834402							20834403	
SDTW1	SDSP1	YDWS	YENT	EPIN			SDTW2	SDSP2	YDWS	YENT	EPIN			SDTW3	SDSP2	YDWS	YENT	EPIN		
CEM P. 57633-80110	CEM P. 57633-80100	CEM P. 09160-18028	CEM P. 09141-18005				CEM P. 57633-80001	CEM P. 57633-80002	CEM P. 09160-18028	CEM P. 09141-18005				CEM P. 57633-80201	CEM P. 57633-80002	CEM P. 09160-18028	CEM P. 09141-18005			

150-300 HP / 4-3/4" Gearcase					150-300 HP / 4-3/4" Gearcase WaterGrip								
Thrust Washer	Spacer	Washer	Nut	Split Pin	KITS SET No.		Thrust Washer	Spacer	Washer	Nut	Split Pin	KITS SET No.	
					20835501							20835502	
SDTW3	SDSP2	YDWS	YENT	EPIN			83512	WGSP	YDWS	YENT	EPIN		
CEM P. 57632-80101	CEM P. 57633-80100	CEM P. 09160-18028	CEM P. 09141-18005				CEM P. 57632-80111	CEM P. 57633-80100	CEM P. 09160-18028	CEM P. 09141-18005			

BRP / JOHNSON / EVINRUDE

8-15HP / 2-1/2" Gearcase					15-35HP / 3" Gearcase					40-75 / 3-3/8" Gearcase							
Thrust Washer	Spacer	Nut	Split Pin	KITS SET No.		Thrust Washer	Spacer	Nut	Split Pin	KITS SET No.		Thrust Washer	Spacer	Nut	Split Pin	KITS SET No.	
				20861101						20862201						20863301	
OATW	OASP	OANT	APIN			OBTW	OBSP	OBNT	APIN			OCTW	OOSP	OONT	EPIN		
CEM P. 0014090	CEM P. 0022962	CEM P. 0014071				CEM P. 0033400	CEM P. 0022962	CEM P. 0014091				CEM P. 0020900	CEM P. 0015810	CEM P. 0014091			

40-140 / 4-1/4" Gearcase					90-300 / 4-3/4" Gearcase						
Thrust Washer	Spacer	Nut	Split Pin	KITS SET No.		Thrust Washer	Spacer	Nut	Split Pin	KITS SET No.	
				20864401						20865501	
ODTW	OOSP	OONT	EPIN			OETW	OESP	OENT	EPIN		
CEM P. 0018861	CEM P. 0015810	CEM P. 0014091				CEM P. 0018861	CEM P. 0015810	CEM P. 0014091			

HONDA

8-20HP / 2-1/2" Gearcase					25-30HP / 3" Gearcase						
Thrust Washer	Washer	Nut	Split Pin	KITS SET No.		Thrust Washer	Washer	Nut	Split Pin	KITS SET No.	
				20841101						20842201	
HATW	YAWS	YANT	APIN			HBTW	YBWS	YBNT	APIN		
CEM P. 90501-299-000	CEM P. 90500-299-000	CEM P. 90501-294-000				CEM P. 90506-297-000	CEM P. 90506-297-000	CEM P. 90501-297-000			

35-60HP / 3-1/2" Gearcase					75-130HP / 4-1/4" Gearcase					115-250HP / 4-3/4" Gearcase									
Thrust Washer	Spacer	Washer	Nut	Split Pin	KITS SET No.		Thrust Washer	Spacer	Washer	Nut	Split Pin	KITS SET No.		Thrust Washer	Spacer	Nut	Split Pin	KITS SET No.	
					20843301							20844401						20845501	
HCTW	YCSP	YDWS	YCNT	CPIN			HDTW	-	YDWS	YENT	EPIN			HETW	HESP	YENT	EPIN		
CEM P. 90506-292-000	CEM P. 58151-291-000	CEM P. 90506-291-000	CEM P. 90501-291-000				CEM P. 90506-292-000		CEM P. 90512-292-000	CEM P. 90501-291-000				CEM P. 90506-292-000	CEM P. 90512-292-000	CEM P. 90501-291-000			

MERCURY

4-6HP					8-9.8HP					6-15HP / 2-1/2" Gearcase 8 SPLINE				9.9-20HP / 2-1/2" Gearcase 14 SPLINE								
Thrust Washer	Washer	Nut	Split Pin	KITS SET No.		Thrust Washer	Washer	Nut	Split Pin	KITS SET No.		Thrust Washer	Spacer	Nut	KITS SET No.		Thrust Washer	Washer	Nut	Split Pin	KITS SET No.	
				20859101						20859202					20811101						20851101	
T6TW	YAWS	T6NT	APIN			T8TW	YAWS	T6NT	APIN			MATW	MASP	MANT			TATW	YAWS	TANT	APIN		
CEM P. 161451	CEM P. 16146	CEM P. 16147				CEM P. 80124300	CEM P. 16146	CEM P. 16147				CEM P. 821021	CEM P. 420911	CEM P. 40140			CEM P. 801743	CEM P. 161402	CEM P. 161471			

9.9-25 / 3" Gearcase 10 SPLINE				25-30HP / 3" Gearcase 10 SPLINE				25-70HP / 3-1/4" Gearcase				40-140HP / 4-1/4" Gearcase										
Thrust Washer	Spacer	Nut	KITS SET No.		Thrust Washer	Washer	Nut	Split Pin	KITS SET No.		Thrust Washer	Spacer	Tab Washer	Nut	KITS SET No.		Thrust Washer	Spacer	Tab Washer	Nut	KITS SET No.	
			20812201						20852201						20851101						20851101	
MBTW	MBNT				TBTW	YAWS	TANT	APIN			MCTW	-	MCWS	MCNT			METW	-	MEWS2	MDNT		
CEM P. 803808	CEM P. 80278				CEM P. 161452	CEM P. 161402	CEM P. 161471				CEM P. 710564		CEM P. 70381	CEM P. 4001902			CEM P. 161041		CEM P. 816029	CEM P. 161041		

90CT-400HP / 4-3/4" Gearcase					90CT-400HP / 4-3/4" Gearcase					MERCURISER BRAVO II				MERCURISER BRAVO III									
Thrust Washer	Spacer	Tab Washer	Nut	KITS SET No.		Thrust Washer	Spacer	Tab Washer	Nut	KITS SET No.		Thrust Washer	Spacer	Tab Washer	Nut	KITS SET No.		Front Thrust Washer	Rear Thrust Washer	Front Nut	Rear Nut	KITS SET No.	
				20851101						20851102						20852201						60816301	
METW	MESP2	MEWS2	MDNT			METW	MESP3	MEWS	MDNT			B2TW	B2SP	B2WS	B2NT			M3FTW	M3RTW	M3FNT	M3RNT		
CEM P. 13171	CEM P. 31215A2	CEM P. 816029	CEM P. 327008A			CEM P. 13171	CEM P. 31215A2	CEM P. 816029	CEM P. 327008A			CEM P. 31004E1	CEM P. 31003A2	CEM P. 31007E1	CEM P. 82011E2			CEM P. 805100	CEM P. 805100T	CEM P. 805101	CEM P. 805101T		

TOHATSU

4-6HP					8-9.8HP					9.9-20HP / 2-1/2" Gearcase					25-30HP / 3" Gearcase								
Thrust Washer	Washer	Nut	Split Pin	KITS SET No.		Thrust Washer	Washer	Nut	Split Pin	KITS SET No.		Thrust Washer	Washer	Nut	Split Pin	KITS SET No.		Thrust Washer	Washer	Nut	Split Pin	KITS SET No.	
				2085																			

Pressed In Rubber Hub

ALUMINUM

2A/B / Pin Drive

OEM #	B	D	P	R	Polastorm #
YANTA Series					
6F8-45942-01-EL	3	7 1/4	5	RH	9121-3073-05

F2.5A/3A / 9 TOOTH SPLINE

OEM #	B	D	P	R	Polastorm #
YANTA Series					
6L5-45943-00-EL	3	7 1/4	6	RH	9121-3073-06

4A/5G/F4A / 9 TOOTH SPLINE

OEM #	B	D	P	R	Polastorm #
YANTA Series					
6E0-45943-00-EL	3	7 1/2	7	RH	9121-3075-07
6E0-45941-00-EL	3	7 1/2	8	RH	9121-3075-08

6-9.9HP / 7 TOOTH SPLINE

6hp(2 stroke)...1986-2000 F8(4 stroke)...2001-newer
 F6(4 stroke)...2001-2010 F9.9(4 stroke)...2008-newer
 8hp(2 stroke)...1986-2009

Aluminum 3 Blade

OEM #	B	D	P	R	Polastorm #
YANTA Series					
6G1-45947-00-00	3	8 1/2	6 1/2	RH	9121-3085-06
6G1-45943-00-00	3	8 1/2	7 1/2	RH	9121-3085-07
6G1-45941-00-00	3	8 1/2	8 1/2	RH	9121-3085-08
6G1-45954-00-00	3	8 1/2	9 1/4	RH	9121-3085-09

Aluminum 4 Blade HIGH THRUST

OEM #	B	D	P	R	Polastorm #
STELLA Series High Thrust					
	4	8.7	5	RH	9821-4087-05
	4	8.7	7	RH	9821-4087-07

GROUP A 9.9-20HP / 2-1/2" GEARCASE / 8 TOOTH SPLINE

T8, T9.9...all years F15(4 stroke)...1998-newer 9.9hp(2 stroke)...1984-2009 F15C...2007-newer
 F9.9(4 stroke)...2000-2007 F20(4 stroke)...2007-newer 15hp(2 stroke)...1984-2009

Aluminum 3 Blade RECOMMEND FOR 4 STROKES

OEM #	B	D	P	R	Polastorm #
YANTA Series					
63V-45947-00-00	3	9 1/4	8	RH	1121-3093-08
63V-45945-10-00	3	9 1/4	9	RH	1121-3093-09
63V-45952-10-00	3	9 1/4	10	RH	1121-3093-10
63V-45943-10-00	3	9 1/4	11	RH	1121-3093-11
63V-45941-10-00	3	9 1/4	12	RH	1221-3093-12
SEMA Series					
	3	9 1/4	7	RH	1221-3093-07
	3	9 1/4	8	RH	1221-3093-08
	3	9 1/4	9	RH	1221-3093-09
	3	9 1/4	10	RH	1221-3093-10
	3	9 1/4	11	RH	1221-3093-11
	3	9 1/4	12	RH	1221-3093-12

Aluminum 3 Blade RECOMMEND FOR 2 STROKES

OEM #	B	D	P	R	Polastorm #
YANTA Series					
683-45947-00-00	3	9 1/4	8	RH	1121-3092-08
683-45945-00-00	3	9 1/4	9	RH	1121-3092-09
683-45952-00-00	3	9 1/4	9 3/4	RH	1121-3092-10
683-45943-00-00	3	9 1/4	10 1/2	RH	1121-3092-11
683-45941-00-00	3	9 1/4	12	RH	1121-3092-12

Aluminum 4 Blade HIGH THRUST

OEM #	B	D	P	R	Polastorm #
STELLA Series High Thrust					
	4	10	5	RH	1821-4010-05
	4	10	7	RH	1821-4010-07

ALUMINUM

GROUP B 20-30HP / 3" GEARCASE / 10 TOOTH SPLINE

20hp...1996-1997 F25(4 stroke)...1998-2006; 2010-newer
 25hp...1980-newer F20hp...2018-newer 30hp...1979-2002

Aluminum 3 Blade

OEM #	B	D	P	R	Polastorm #
YANTA Series					
664-45941-01-00	3	9 7/8	9	RH	2121-3099-09
664-45945-00-00	3	9 7/8	10 1/2	RH	2121-3099-10
664-45947-01-00	3	9 7/8	11 1/4	RH	2121-3099-11
664-45954-01-00	3	9 7/8	12	RH	2121-3099-12
664-45949-02-00	3	9 7/8	13	RH	2121-3099-13
664-45952-00-00	3	9 7/8	14	RH	2121-3099-14

GROUP C 25-60HP / 3-1/2" GEARCASE / 13 TOOTH SPLINE

T25hp...2010-newer 48hp...1995-2000 50hp(Not T50)...1984-newer F40(4 stroke)...1999-newer
 40hp(C40)...1984-newer 60hp...1976-1991 F50(4 stroke)...1995-newer 55hp...1976-1995
 F30(4 stroke)...2001-2005; 2015-newer F60(4 stroke)...1999-newer

Aluminum 3 Blade

OEM #	B	D	P	R	Polastorm #
YANTA Series					
663-45956-01-00	3	12 1/4	9	RH	3021-3123-09
663-45954-01-EL	3	11 3/4	10	RH	3121-3118-10
69W-45947-00-00	3	11 5/8	11	RH	3121-3117-11
69W-45952-00-00	3	11 3/8	12	RH	3121-3114-12
69W-45945-00-00	3	11 1/8	13	RH	3121-3112-13
69W-45958-00-00	3	11 1/4	14	RH	3121-3113-14
69W-45943-00-00	3	11	15	RH	3121-3110-15

Aluminum 4 Blade

OEM #	B	D	P	R	Polastorm #
MEGARA Series					
	4	10.6	11	RH	3021-4106-11
	4	10.6	12	RH	3021-4106-12
	4	10.3	13	RH	3021-4103-13
	4	10.1	14	RH	3021-4101-14
	4	10.1	15	RH	3021-4101-15

Aluminum 4 Blade HIGH THRUST

OEM #	B	D	P	R	Polastorm #
STELLA Series High Thrust					
	4	10	5	RH	2121-4010-05
	4	10	7	RH	2121-4010-07

Aluminum 4 Blade

OEM #	B	D	P	R	Polastorm #
MEGARA Series					
	4	10.2	11	RH	2021-4102-11
	4	10.2	12	RH	2021-4102-12
	4	10.1	13	RH	2021-4101-13
	4	10.1	14	RH	2021-4101-14
	4	10.1	15	RH	2021-4101-15

Aluminum 3 Blade

OEM #	B	D	P	R	Polastorm #
SEMA Series					
	3	11 1/2	11	RH	3221-3115-11
	3	11 5/8	12	RH	3221-3116-12
	3	11 1/2	13	RH	3221-3115-13
	3	11 3/8	14	RH	3221-3114-14
	3	11 1/4	15	RH	3221-3113-15
	3	11 1/8	16	RH	3221-3112-16
	3	11	17	RH	3221-3110-17

Aluminum 3 Blade

OEM #	B	D	P	R	Polastorm #
MEGARA Series					
	3	10 7/8	11	RH	3021-3109-11
6H5-45952-00-00	3	10 5/8	12	RH	3021-3107-12
-	3	10 3/4	12	RH	3021-3108-12
6H5-45945-00-00	3	10 3/8	13	RH	3021-3104-13
-	3	10 1/2	13	RH	3021-3105-13
6H5-45958-00-00	3	10 1/4	14	RH	3021-3103-14
-	3	10 3/8	14	RH	3021-3104-14
6H5-45943-00-00	3	10 1/8	15	RH	3021-3102-15

Group D 50-130HP / 4-1/4" Gearcase / 15 TOOTH SPLINE

T50(4 stroke)...1996-newer	F70(4 stroke)...2010-newer	F80(4 stroke)...1999-2002	F100(4 stroke)...1999-2002
60hp(C60/E60/P60)...1992-2005	75hp(C75/E75/P75)...1994-1999	85hp...1991-1997	115hp(C115/P115)...1984-newer
T60(4 stroke)...2003-newer	F75(4 stroke)...2003-newer	90hp(C90)...1984-newer	F115(4 stroke)...2000-newer
70hp...1984-newer	80hp...1997	F90(4 stroke)...1999-newer	130hp...1984-2003



Aluminum 3 Blade DUAL THRUST

OEM #	B	D	P	R	Polastorm #
YANTA Series DUAL THRUST					
	3	14	9	RH	4121-3140-09DT
	3	14	11	RH	4121-3140-11DT

Aluminum 3 Blade

OEM #	B	D	P	R	Polastorm #
YANTA Series (Semi Cleaver Blade)					
-	3	14	9	RH	4121-3140-09
6E5-45954-00-EL	3	14	11	RH	4121-3140-11
	3	13 5/8	12	RH	4121-3137-12
6E5-45949-00-EL	3	13 5/8	13	RH	4121-3137-13
6E5-45958-00-00	3	13 5/8	14	RH	4121-3137-14
6E5-45947-00-EL	3	13 1/2	15	RH	4121-3135-15
6E5-45945-01-EL	3	13 1/4	17	RH	4121-3133-17
6E5-45941-00-EL	3	13	19	RH	4121-3130-19
6E5-45943-00-00	3	12 5/8	21	RH	4121-3127-21

Aluminum 3 Blade Possibly use for 115-130HP

OEM #	B	D	P	R	Polastorm #
SEMA Series					
	3	14	15	RH	4231-3140-15
	3	14	17	RH	4231-3140-17
	3	14	19	RH	4231-3140-19
	3	14	21	RH	4231-3140-21
	3	14	23	RH	4231-3140-23

Aluminum 3 Blade Similar to the Talon

OEM #	B	D	P	R	Polastorm #
MEGARA Series					
	3	14	9	RH	4021-3140-09
	3	14	10	RH	4021-3140-10
	3	14	11	RH	4021-3140-11
	3	14	13	RH	4021-3140-13
	3	13 3/4	15	RH	4021-3138-15
	3	13 1/4	17	RH	4021-3133-17
	3	13	19	RH	4021-3130-19
	3	12 3/4	21	RH	4021-3138-21

Aluminum 4 Blade

OEM #	B	D	P	R	Polastorm #
MEGARA Series					
	4	13.8	10	RH	4021-4138-10
	4	13.8	11	RH	4021-4138-11
	4	13.8	13	RH	4021-4138-13
	4	13.4	15	RH	4021-4134-15
	4	13	17	RH	4021-4130-17
	4	12.5	19	RH	4021-4125-19

Group E 150-300HP / 4-3/4" Gearcase / 15 TOOTH SPLINE

150hp...1986-newer	F200(4 stroke)...2002-newer	VF225 VMAX SHO...2010-newer	F300 Offshore (4 stroke V6)...2010-newer
F150(4 stroke)...2004-newer	VF200V-MAX SHO...2010-newer	250hp...1990-newer	Sterndrive 3.0L-7.47L
175hp...1984-newer	220hp(Special)...1987-1988	250hp(VMAX)...2001-newer	
F175(4 stroke)...2014-newer	225hp(excel)...1980-newer	F250HP Include VMAX and Offshore	
200hp...1984-newer	225hp...1986-newer	F250(Includes Offshore)...2002-newer	
200hp(VMAX)...2001	F225(4 stroke)...2002-newer	300HP(2 stroke V6 Engine)...2004-2007	



Aluminum 3 Blade

OEM #	B	D	P	R	Polastorm #
YANTA Series					
6G5-45941-00-98	3	15 1/4	15	RH	5127-3153-15
6G5-45947-01-98	3	14 1/2	17	RH	5127-3145-17
6G5-45945-01-98	3	14	19	RH	5127-3140-19
6G5-45943-01-98	3	13 3/4	21	RH	5127-3138-21

Aluminum 3 Blade

OEM #	B	D	P	R	Polastorm #
SOLTIGA 3 Series					
	3	16	13	RH	5527-3160-13
	3	15 3/4	15	LH	5527-3158-15
	3	15 1/2	17	RH	5527-3155-17
	3	15 1/2	17	LH	5528-3155-17
	3	15 1/4	19	RH	5527-3153-19
	3	15 1/4	19	LH	5528-3153-19
	3	15 1/4	20	RH	5527-3153-20
	3	15 1/4	20	LH	5528-3153-20
	3	15 1/4	21	RH	5527-3153-21
	3	15 1/4	21	LH	5528-3153-21
	3	15 1/4	23	RH	5527-3153-23
	3	15 1/4	23	LH	5528-3153-23

Aluminum 3 Blade

OEM #	B	D	P	R	Polastorm #
MEGARA Series					
	3	16	11	RH	5027-3160-11
	3	16	13	RH	5027-3160-13
	3	14 1/2	15	RH	5027-3145-15
	3	15 1/4	15	RH	5027-3153-15
	3	15	17	RH	5027-3150-17
	3	14 1/2	19	RH	5027-3145-19
	3	14 1/4	21	RH	5027-3143-21
	3	14	23	RH	5027-3140-23

Aluminum 4 Blade

OEM #	B	D	P	R	Polastorm #
TORQUEMASTER Series					
	4	15	13	RH	5327-4150-13
	4	14 1/2	15	RH	5327-4145-15
	4	15	15	RH	5327-4150-15
	4	14 1/2	17	RH	5327-4145-17
	4	14 1/4	19	RH	5327-4143-19
	4	14	21	RH	5327-4140-21

Group A 9.9-20HP / 2-1/2" Gearcase / 8 Tooth Spline

T8, T9.9...all years F15(4 stroke)...1998-newer 9.9hp(2 stroke)...1984-2009 F15C...2007-newer
 F9.9(4 stroke)...2000-2007 F20(4 stroke)...2007-newer 15hp(2 stroke)...1984-2009

Stainless Steel 3 Blade

OEM #	B	D	P	R	Polastorm #
SEMA Series					
	3	9 1/4	9	RH	1229-3093-09
	3	9 1/4	10	RH	1229-3093-10
	3	9 1/4	11	RH	1229-3093-11
	3	9 1/4	12	RH	1229-3093-12



Group B 20-30HP / 3" Gearcase / 10 Tooth Spline

20hp...1996-1997 F25(4 stroke)...1998-2006; 2010-newer 30hp...1979-2002
 25hp...1980-newer F20hp...2018-newer

Stainless Steel 3 Blade

OEM #	B	D	P	R	Polastorm #
SEMA Series					
	3	10 1/8	11	RH	2229-3101-11
	3	10 1/8	12	RH	2229-3101-12
	3	10 1/8	13	RH	2229-3101-13
	3	10 1/8	14	RH	2229-3101-14
	3	10 1/8	15	RH	2229-3101-15



Group C 25-60HP / 3-1/2" Gearcase / 13 Tooth Spline

T25hp...2010-newer 48hp...1995-2000 50hp(Not T50)...1984-newer F40(4 stroke)...1999-newer
 40hp(C40)...1984-newer 60hp...1976-1991 F50(4 stroke)...1995-newer 55hp...1976-1995
 F30(4 stroke)...2001-2005; 2015-newer F60(4 stroke)...1999-newer

Stainless Steel 3 Blade

OEM #	B	D	P	R	Polastorm #
STELLA Series					
	3	12 1/4	9	RH	3829-3123-09
	3	11 1/2	11	RH	3829-3115-11
	3	11 5/8	12	RH	3829-3116-12
	3	11 1/2	13	RH	3829-3115-13
	3	11 3/8	14	RH	3829-3114-14
	3	11 1/4	15	RH	3829-3113-15



Stainless Steel 3 Blade

OEM #	B	D	P	R	Polastorm #
MEGARA Series					
	3	10 7/8	11	RH	3029-3109-11
	3	10 3/4	12	RH	3029-3108-12
	3	10 3/8	13	RH	3029-3104-13
	3	10 3/8	14	RH	3029-3104-14
	3	10 1/4	15	RH	3029-3103-15



Group D 50-130HP / 4-1/4" Gearcase / 15 Tooth Spline

T50(4 stroke)...1996-newer F70(4 stroke)...2010-newer F80(4 stroke)...1999-2002 F100(4 stroke)...1999-2002
 60hp(C60/E60/P60)...1992-2005 75hp(C75/E75/P75)...1994-1999 85hp...1991-1997 115hp(C115/P115)...1984-newer
 T60(4 stroke)...2003-newer F75(4 stroke)...2003-newer 90hp(C90)...1984-newer F115(4 stroke)...2000-newer
 70hp...1984-newer 80hp...1997 F90(4 stroke)...1999-newer 130hp...1984-2003

Stainless Steel 3 Blade

OEM #	B	D	P	R	Polastorm #
STELLA Series					
	3	13 3/4	13	RH	4829-3138-13
	3	13 1/2	14	RH	4829-3135-14
	3	13 1/2	15	RH	4829-3135-15
	3	13 1/2	16	RH	4829-3135-16
	3	13 1/4	17	RH	4829-3133-17
	3	13	19	RH	4829-3130-19
	3	13	21	RH	4829-3130-21



Stainless Steel 3 Blade

OEM #	B	D	P	R	Polastorm #
YANTA Series (Semi Cleaver Blade)					
	3	13 5/8	12	RH	4129-3137-12

Stainless Steel 3 Blade

OEM #	B	D	P	R	Polastorm #
STELLA PLUS Series					
	3	13 1/2	16	RH	4929-3135-16
	3	13 1/2	17	RH	4929-3135-17
	3	13 1/2	18	RH	4929-3135-18
	3	13 1/2	19	RH	4929-3135-19
	3	13 1/2	20	RH	4929-3135-20
	3	13 1/2	21	RH	4929-3135-21



Stainless Steel 3 Blade

OEM #	B	D	P	R	Polastorm #
SEMA Series					
	3	14	15	RH	4229-3140-15
	3	14	17	RH	4229-3140-17
	3	14	17	LH	4226-3140-17
	3	14	19	RH	4229-3140-19
	3	14	19	LH	4226-3140-19
	3	14	21	RH	4229-3140-21
	3	14	21	LH	4226-3140-21
	3	14	23	RH	4229-3140-23
	3	14	23	LH	4226-3140-23



Stainless Steel 4 Blade

OEM #	B	D	P	R	Polastorm #
TORQUEMASTER Series					
	4	13 1/2	13	RH	4329-4135-13
	4	13 1/2	13	LH	4326-4135-13
	4	13 1/4	15	RH	4329-4133-15
	4	13 1/4	15	LH	4326-4133-15
	4	13	17	RH	4329-4130-17
	4	13	17	LH	4326-4130-17
	4	13	19	RH	4329-4130-19
	4	13	19	LH	4326-4130-19
	4	13	21	RH	4329-4130-21
	4	13	21	LH	4326-4130-21



Pressed In Rubber Hub

STAINLESS STEEL

Group E 150-300HP / 4-3/4" Gearcase / 15 Tooth Spline

150hp...1986-newer	F200(4 stroke)...2002-newer	VF225 VMAX SHO...2010-newer	F300 Offshore (4 stroke V6)...2010-newer
F150(4 stroke)...2004-newer	VF200V-MAX SHO...2010-newer	250hp...1990-newer	Sterndrive 3.0L-7.47L
175hp...1984-newer	220hp(Special)...1987-1988	250hp(VMAX)...2001-newer	
F175(4 stroke)...2014-newer	225hp(excel)...1980-newer	F250HP Include VMAX and Offshore	
200hp...1984-newer	225hp...1986-newer	F250(Includes Offshore)...2002-newer	
200hp(VMAX)...2001	F225(4 stroke)...2002-newer	300HP(2 stroke V6 Engine)...2004-2007	



Stainless Steel 3 Blade

Similar to Yamaha Painted Semi-Cleaver

OEM #	B	D	P	R	Polastorm #
YANTA Series					
6G5-45978-03-00	3	13 3/4	17	RH	5129-3138-17
6K1-45978-02-00	3	13 3/4	17	LH	5126-3138-17
6G5-45974-03-00	3	13 3/4	19	RH	5129-3138-19
6K1-45974-02-00	3	13 3/4	19	LH	5126-3138-19
6G5-45972-02-00	3	13 3/4	21	RH	5129-3138-21
6K1-45972-01-00	3	13 3/4	21	LH	5126-3138-21
6G5-45976-01-00	3	13 3/8	23	RH	5129-3134-23
6K1-45976-00-00	3	13 3/8	23	LH	5126-3134-23



Stainless Steel 3 Blade

Similar to Yamaha Reliance

OEM #	B	D	P	R	Polastorm #
STELLA Series					
	3	14 1/2	12	RH	5829-3145-12
68F-45932-20-00	3	14 1/2	13	RH	5829-3145-13
68F-45930-20-00	3	14 1/2	14	RH	5829-3145-14
68F-45970-20-00	3	14 1/2	15	RH	5829-3145-15
	3	15	15	RH	5829-3150-15
	3	15	15	LH	5826-3150-15
	3	14 1/4	16	RH	5829-3143-16
68F-45972-20-00	3	14 1/4	17	RH	5829-3143-17
68F-45978-20-00	3	14 1/4	18	RH	5829-3143-18
68F-45974-20-00	3	14	19	RH	5829-3140-19
68F-45976-20-00	3	14	21	RH	5829-3140-21



Stainless Steel 3 Blade

Similar to Yamaha Salt Water Series II

OEM #	B	D	P	R	Polastorm #
SOLTIGA 3 Series					
6CE-45930-20-00	3	15 3/4	13	RH	5529-3158-13
6CF-45930-20-00	3	15 3/4	13	LH	5526-3158-13
6CE-45976-20-00	3	15 3/4	15	RH	5529-3158-15
6CF-45976-20-00	3	15 3/4	15	LH	5526-3158-15
6CE-45938-20-00	3	15 5/8	16	RH	5529-3156-16
6CE-45978-20-00	3	15 1/2	17	RH	5529-3155-17
6CF-45978-20-00	3	15 1/2	17	LH	5526-3155-17
6CE-45934-20-00	3	15 3/8	18	RH	5529-3154-18
6CF-45934-20-00	3	15 3/8	18	LH	5526-3154-18
6CE-45970-20-00	3	15 1/4	19	RH	5529-3153-19
6CF-45970-20-00	3	15 1/4	19	LH	5526-3153-19
6CE-45932-20-00	3	15 1/8	20	RH	5529-3151-20
6CF-45932-20-00	3	15 1/8	20	LH	5526-3151-20
6CE-45972-20-00	3	15	21	RH	5529-3150-21
6CF-45972-20-00	3	15	21	LH	5526-3150-21
6CE-45936-20-00	3	14 7/8	22	RH	5529-3149-22
6CE-45974-20-00	3	14 3/4	23	RH	5529-3148-23
	3	14 1/2	25	RH	5529-3145-25



Stainless Steel 4 Blade

Similar to Yamaha Performance 4

OEM #	B	D	P	R	Polastorm #
TORQUEMASTER Series					
	4	14 1/2	15	RH	5329-4145-15
	4	14 1/2	15	LH	5326-4145-15
	4	14 1/2	16	RH	5329-4145-16
	4	14 1/4	17	RH	5329-4143-17
	4	14 1/4	17	LH	5326-4143-17
MAR-GYT4B-V6-18	4	14 1/8	18	RH	5329-4141-18
	4	14 1/8	19	RH	5329-4141-19
	4	14 1/8	19	LH	5326-4141-19
MAR-GYT4B-V6-20	4	14	20	RH	5329-4140-20
	4	14	21	RH	5329-4140-21
	4	14	21	LH	5326-4140-21
MAR-GYT4B-V6-23	4	14	23	RH	5329-4140-23
MAR-GYT4B-V6-25	4	14	25	RH	5329-4140-25

ALUMINUM

4-6 HP / 12 TOOTH SPLINE

IDENTICAL WITH TOHATSU 4-6HP IN PAGE 43

4hp(4 stroke)...1999-newer	5hp(2 stroke)...1987-newer
4hp(2 stroke)...1987-newer	6hp(4 stroke)...1999-newer



Aluminum 3 Blade

OEM #	B	D	P	R	Polastorm #
MEGARA Series					
	3	7.8	6	RH	9057-3078-06
48-812949A02	3	7.8	7	RH	9057-3078-07
48-812950A02	3	7.8	8	RH	9057-3078-08
	3	7.8	9	RH	9057-3078-09

8-9.9HP / 2-1/2" Gearcase / 12 TOOTH SPLINE

IDENTICAL WITH TOHATSU 8-9.8HP IN PAGE 43

8/9.9hp(4 stroke/non big foot)...2005 newer



Aluminum 3 Blade

OEM #	B	D	P	R	Polastorm #
MEGARA Series					
48-897610A10	3	8.5	6.5	RH	9057-3085-06
	3	8.9	7	RH	9057-3089-07
48-897614A10	3	8.5	7.5	RH	9057-3085-08
48-897618A10	3	8.9	8.5	RH	9057-3089-09
	3	8.9	9.5	RH	9057-3089-10

Aluminum 4 Blade HIGH THRUST

OEM #	B	D	P	R	Polastorm #
STELLA Series High Thrust					
	4	8.7	5	RH	9857-4087-05
	4	8.7	7	RH	9857-4087-07

Group A 6-15HP / 2-1/2" Gearcase / 8 TOOTH SPLINE

6, 8, 9.9 and 15 HP 2-Stroke...1986 & Newer
8/9.9 HP (Not Bigfoot) 4-Stroke...2002-2004
(FORCE)9.9&15HP...1996-1998

10, 15 HP Seapro/Marathon...1995-2010
15 HP(2&4 Stroke)...1989-2006



Aluminum 4 Blade HIGH THRUST

OEM #	B	D	P	R	Polastorm #
STELLA Series High Thrust					
	4	10	5	RH	1817-4010-05
	4	10	7	RH	1817-4010-07

Aluminum 3 Blade

OEM #	B	D	P	R	Polastorm #
SEMA Series					
48-828154A12	3	9 1/4	8	RH	1217-3093-08
48-828156A12	3	9 1/4	9	RH	1217-3093-09
48-828158A12	3	9 1/4	10	RH	1217-3093-10
	3	9 1/4	11	RH	1217-3093-11
	3	9 1/4	12	RH	1217-3093-12

Group A 9.9-20HP / 2-1/2" Gearcase / 14 TOOTH SPLINE

IDENTICAL WITH TOHATSU GROUP A 9.9-18HP IN PAGE 43

9.9 CT/Bigfoot Model Year 2005 and Newer
9.9HP Pro Kicker

15/20 HP 4-Stroke 2007 and Newer

Aluminum 3 Blade

OEM #	B	D	P	R	Polastorm #
SEMA Series					
48-897748A11	3	9 1/4	8	RH	1257-3093-08
48-897750A11	3	9 1/4	9	RH	1257-3093-09
48-897752A11	3	9 1/4	10	RH	1257-3093-10
48-897754A11	3	9 1/4	11	RH	1257-3093-11
	3	9 1/4	12	RH	1257-3093-12

Aluminum 4 Blade HIGH THRUST

OEM #	B	D	P	R	Polastorm #
STELLA Series High Thrust					
	4	10	5	RH	1857-4010-05
	4	10	7	RH	1857-4010-07

Pressed In Rubber Hub

ALUMINUM

Group B 9.9-25HP / 3" Gearcase / 10 Tooth Spline

9.9 & 15 HP Bigfoot 4-Stroke ...1999-2005
 18 HP Mercury ...1980-1985
 20 HP Mercury 2 Stroke ...1986-2002
 (Force) 25 HP 3Cyl...1995-1998

20/25HP (Mariner 2-Stroke)...1985-newer
 25 HP (2-Stroke Mercury) ...1980 -2005
 25 HP (Sea Pro/Marathon)...All Years



Aluminum 3 Blade

OEM #	B	D	P	R	Polastorm #
MEGARA Series					
48-19638A40	3	10 3/8	11	RH	2017-3103-11
48-19639A40	3	10 3/8	12	RH	2017-3103-12
48-19640A40	3	10 3/8	13	RH	2017-3103-13
	3	10 3/8	14	RH	2017-3103-14

Aluminum 4 Blade

OEM #	B	D	P	R	Polastorm #
MEGARA Series					
	4	10.2	11	RH	2017-4102-11
	4	10.2	12	RH	2017-4102-12
	4	10.1	13	RH	2017-4101-13
	4	10.1	14	RH	2017-4101-14

Group B 25-30HP / 3" Gearcase / 10 Tooth Spline

IDENTICAL WITH TOHATSU GROUP B 25-30HP IN PAGE 44

25/30 HP (4-Stroke) Model Year 2006 and newer



Aluminum 3 Blade

OEM #	B	D	P	R	Polastorm #
STELLA Series					
48-896890A10	3	9.9	9	RH	2857-3099-09
48-896892A40	3	9.9	10	RH	2857-3099-10
48-896896A40	3	9.9	11	RH	2857-3099-11
48-896900A40	3	9.9	12	RH	2857-3099-12
	3	9.9	13	RH	2857-3099-13
	3	9.9	14	RH	2857-3099-14

Aluminum 4 Blade HIGH THRUST

OEM #	B	D	P	R	Polastorm #
STELLA Series High Thrust					
	4	10	5	RH	2857-4010-05
	4	10	7	RH	2857-4010-07

Aluminum 4 Blade

OEM #	B	D	P	R	Polastorm #
MEGARA Series					
	4	10.2	11	RH	2057-4102-11
	4	10.2	12	RH	2057-4102-12
	4	10.1	13	RH	2057-4101-13
	4	10.1	14	RH	2057-4101-14
	4	10.1	15	RH	2057-4101-15

ALUMINUM

Group C 25-70HP / 2-1/2" Gearcase / 13 Tooth Spline

25 HP Bigfoot/Command Thrust (CT)(4-Stroke)

30 HP 2-Stroke

Sea Pro/Marathon 55 Hp

30 HP BigFoot/Command Thrust (CT)...2010-Newer

30-40 HP SeaPro/Marathon

40-60 Hp 2-Stroke and 4-Stroke (Not Bigfoot/CT)...1977-Newer

30 (4-Stroke)...1994-2005



Aluminum 3 Blade

CLASSIC PRESSED-IN RUBBER HUB TYPE.

OEM #	B	D	P	R	Polastorm #
MEGARA Series					
	3	12 1/4	9	RH	3017-3123-09
	3	11 1/4	10	RH	3017-3113-10
	3	10 7/8	11	RH	3017-3109-11
	3	10 3/4	12	RH	3017-3108-12
	3	10 5/8	12	RH	3017-3107-12
	3	10 1/2	13	RH	3017-3105-13
	3	10 3/8	13	RH	3017-3104-13
	3	10 3/8	14	RH	3017-3104-14
	3	10 1/4	14	RH	3017-3103-14
	3	10 1/8	15	RH	3017-3102-15

Aluminum 4 Blade

CLASSIC PRESSED-IN RUBBER HUB TYPE.

OEM #	B	D	P	R	Polastorm #
MEGARA Series					
	4	10.6	11	RH	3017-4106-11
	4	10.6	12	RH	3017-4106-12
	4	10.3	13	RH	3017-4103-13
	4	10.1	14	RH	3017-4101-14
	4	10.1	15	RH	3017-4101-15

Aluminum 3 Blade

CLASSIC PRESSED-IN RUBBER HUB TYPE.

OEM #	B	D	P	R	Polastorm #
YANTA Series					
	3	11 3/4	10	RH	3117-3118-10
	3	11 5/8	11	RH	3117-3117-11
	3	11 3/8	12	RH	3117-3114-12
	3	11 1/8	13	RH	3117-3112-13
	3	11 1/4	14	RH	3117-3113-14
	3	11	15	RH	3117-3110-15

Aluminum 3 Blade

COMPATIBLE WITH FLO-TORQ REFLEX HUB

OEM #	B	D	P	R	Polastorm #
YANTA Series					
	3	11 3/4	10	RH	3187-3118-10M
	3	11 5/8	11	RH	3187-3117-11M
	3	11 3/8	12	RH	3187-3114-12M
	3	11 1/8	13	RH	3187-3112-13M
	3	11 1/4	14	RH	3187-3113-14M
	3	11	15	RH	3187-3110-15M

Aluminum 3 Blade

COMPATIBLE WITH FLO-TORQ REFLEX HUB

OEM #	B	D	P	R	Polastorm #
MEGARA Series					
48- 87818A45	3	12 1/4	9	RH	3087-3123-09M
48- 73132A45	3	11 1/4	10	RH	3087-3113-10M
48- 85632A45	3	10 7/8	11	RH	3087-3109-11M
48-816702A45	3	10 3/4	12	RH	3087-3108-12M
48- 73134A45	3	10 5/8	12	RH	3087-3107-12M
48-816704A45	3	10 1/2	13	RH	3087-3105-13M
48- 73136A45	3	10 3/8	13	RH	3087-3104-13M
48-816706A45	3	10 3/8	14	RH	3087-3104-14M
48- 73138A45	3	10 1/4	14	RH	3087-3103-14M
48- 73140A45	3	10 1/8	15	RH	3087-3102-15M

Aluminum 4 Blade

COMPATIBLE WITH FLO-TORQ REFLEX HUB

OEM #	B	D	P	R	Polastorm #
MEGARA Series					
48-8M8026620	4	10.6	11	RH	3087-4106-11M
48-8M8026625	4	10.6	12	RH	3087-4106-12M
48-8M8026630	4	10.3	13	RH	3087-4103-13M
48-8M8026635	4	10.1	14	RH	3087-4101-14M
48-8M8026640	4	10.1	15	RH	3087-4101-15M

Pressed In Rubber Hub

ALUMINUM

Group D 40-140HP / 4-1/4" Gearcase / 15 Tooth Spline

40-60hp(4 stroke/bigfoot)/CT...all years
60hp(Sea Pro/Marathon)...1995-newer
65hp(Model 650-4 Cyl)...1961-1970
65hp(Model 650-2 Cyl)...-1971
75hp(2&4 stroke)...1984-newer
75hp(Sea Pro/Marathon)...All years
90hp(2&4 stroke)...1978-newer

70hp...1987-1989
Force 75hp...99-newer
80hp...1978-1989
80hp(Mariner)...1978-1983
80hp(Yamaha)...1977-1983
80hp(Model800-2&4 Cyl)...-1977
140hp(Including Sea Pro/Offshore)...1978-1981

80hp(Model850-2&4 Cyl)...-1977
Force90/120/150hp...1995-newer
100hp...1988-newer
115hp(2&4 stroke)...1978-newer
125hp...1994-newer
Models 900-1500...-1977



Aluminum 3 Blade

COMPATIBLE WITH FLO-TORQ INTERCHANGEABLE HUB

OEM #	B	D	P	R	Polastorm #
MEGARA Series					
48-854340A45	3	14	9	RH	4087-3140-09M
48-854342A45	3	14	10	RH	4087-3140-10M
48-77338A45	3	14	11	RH	4087-3140-11M
48-77340A45	3	14	13	RH	4087-3140-13M
48-77342A45	3	13 3/4	15	RH	4087-3138-15M
48-77344A45	3	13 1/4	17	RH	4087-3133-17M
48-77346A45	3	13	19	RH	4087-3130-19M
48-77348A45	3	12 3/4	21	RH	4087-3128-21M



Aluminum 3 Blade

CLASSIC PRESSED-IN RUBBER HUB TYPE.

OEM #	B	D	P	R	Polastorm #
MEGARA Series					
	3	14	9	RH	4017-3140-09
	3	14	10	RH	4017-3140-10
	3	14	11	RH	4017-3140-11
	3	14	13	RH	4017-3140-13
	3	13 3/4	15	RH	4017-3138-15
	3	13 1/4	17	RH	4017-3133-17
	3	13	19	RH	4017-3130-19
	3	12 3/4	21	RH	4017-3128-21

70hp...1987-1989
Force 75hp...99-newer
80hp...1978-1989
80hp(Mariner)...1978-1983
80hp(Yamaha)...1977-1983
80hp(Model800-2&4 Cyl)...-1977
140hp(Including Sea Pro/Offshore)...1978-1981



Aluminum 4 Blade

COMPATIBLE WITH FLO-TORQ INTERCHANGEABLE HUB

OEM #	B	D	P	R	Polastorm #
MEGARA Series					
48-8M8026555	4	13.8	10	RH	4087-4138-10M
48-8M8026560	4	13.8	11	RH	4087-4138-11M
48-8M8026570	4	13.8	13	RH	4087-4138-13M
48-8M8026580	4	13.4	15	RH	4087-4134-15M
48-8M8026590	4	13	17	RH	4087-4130-17M
48-8M8026600	4	12.5	19	RH	4087-4125-19M

Aluminum 3 Blade DUAL THRUST

COMPATIBLE WITH FLO-TORQ INTERCHANGEABLE HUB

OEM #	B	D	P	R	Polastorm #
YANTA Series DUAL THRUST					
	3	14	9	RH	4187-3140-09DTM
	3	14	11	RH	4187-3140-11DTM



Aluminum 4 Blade

CLASSIC PRESSED-IN RUBBER HUB TYPE.

OEM #	B	D	P	R	Polastorm #
MEGARA Series					
	4	13.8	10	RH	4017-4138-10
	4	13.8	11	RH	4017-4138-11
	4	13.8	13	RH	4017-4138-13
	4	13.4	15	RH	4017-4134-15
	4	13	17	RH	4017-4130-17
	4	12.5	19	RH	4017-4125-19

Aluminum 3 Blade DUAL THRUST

CLASSIC PRESSED-IN RUBBER HUB TYPE.

OEM #	B	D	P	R	Polastorm #
YANTA Series DUAL THRUST					
	3	14	9	RH	4117-3140-09DT
	3	14	11	RH	4117-3140-11DT

ALUMINUM

Group E 90GT-400HP/ 4-3/4" Gearcase / 15 Tooth Spline

90/115HP Command Thrust...2014-Newer
150/175/200HP HP 1978 & Newer
220 HP 1987-88, 225 HP 1980 & Newer
ALPHA ONE DRIVE (GEN.1&GEN.2 ALL MOTORS&HP)
BRAVO ONE DRIVE(BRAVO ONE &BRAVO ONE X DRIVES ONLY)

135 HP 1987 & Newer,
3.4 Litre...1984-1986
250-400 HP 2 and 4-Stroke 1990 and ..
225 HP SeaPro/Marathon All Years

MERCUISER STERNDRUVES
MODELS 15,1B,1C,120,140,145 DTS...-1982
MODELS 165,228,470,485,888,898...-1982
MERCUISER 120-260HP...1983-1985
MODELS
225S,233,255TRS,260,280TS,330TRS...-1982



Aluminum 3 Blade

COMPATIBLE WITH FLO-TORQ INTERCHANGEABLE HUB

OEM #	B	D	P	R	Polastorm #
MEGARA Series					
48-78112A45	3	16	11	RH	5087-3160-11M
48-78114A45	3	16	13	RH	5087-3160-13M
48-78116A45	3	15 1/4	15	RH	5087-3153-15M
48-832828A45	3	15	17	RH	5087-3150-17M
48-832830A45	3	14 1/2	19	RH	5087-3145-19M
48-832832A45	3	14 1/4	21	RH	5087-3143-21M
48-832834A45	3	14	23	RH	5087-3140-23M



Aluminum 4 Blade

COMPATIBLE WITH FLO-TORQ INTERCHANGEABLE HUB

OEM #	B	D	P	R	Polastorm #
TORQUEMASTER Series					
	4	15	15	RH	5387-4150-15M
48-8M0084494	4	14 1/2	17	RH	5387-4145-17M
48-8M0084495	4	14 1/4	19	RH	5387-4143-19M
48-8M0084496	4	14	21	RH	5387-4140-21M

Aluminum 3 Blade

CLASSIC PRESSED-IN RUBBER HUB TYPE.

OEM #	B	D	P	R	Polastorm #
Soltiga 3 Series					
	3	16	13	RH	5517-3160-13
	3	15 3/4	15	LH	5517-3158-15
	3	15 1/2	17	RH	5517-3155-17
	3	15 1/2	17	LH	5518-3155-17
	3	15 1/4	19	RH	5517-3153-19
	3	15 1/4	19	LH	5518-3153-19
	3	15 1/4	20	RH	5517-3153-20
	3	15 1/4	20	LH	5518-3153-20
	3	15 1/4	21	RH	5517-3153-21
	3	15 1/4	21	LH	5518-3153-21
	3	15 1/4	23	RH	5517-3153-23
	3	15 1/4	23	LH	5518-3153-23

Aluminum 3 Blade

COMPATIBLE WITH FLO-TORQ INTERCHANGEABLE HUB

OEM #	B	D	P	R	Polastorm #
Soltiga 3 Series					
	3	16	13	RH	5587-3160-13M
	3	15 3/4	15	LH	5587-3158-15M
	3	15 1/2	17	RH	5587-3155-17M
	3	15 1/2	17	LH	5588-3155-17M
	3	15 1/4	19	RH	5587-3153-19M
	3	15 1/4	19	LH	5588-3153-19M
	3	15 1/4	20	RH	5587-3153-20M
	3	15 1/4	20	LH	5588-3153-20M
	3	15 1/4	21	RH	5587-3153-21M
	3	15 1/4	21	LH	5588-3153-21M
	3	15 1/4	23	RH	5587-3153-23M
	3	15 1/4	23	LH	5588-3153-23M



Aluminum 3 Blade

CLASSIC PRESSED-IN RUBBER HUB TYPE.

OEM #	B	D	P	R	Polastorm #
MEGARA Series					
	3	16	11	RH	5017-3160-11
	3	16	13	RH	5017-3160-13
	3	15 1/4	15	RH	5017-3153-15
	3	15	17	RH	5017-3150-17
	3	14 1/2	19	RH	5017-3145-19
	3	14 1/4	21	RH	5017-3143-21
	3	14	23	RH	5017-3140-23



Aluminum 4 Blade

CLASSIC PRESSED-IN RUBBER HUB TYPE.

OEM #	B	D	P	R	Polastorm #
TORQUEMASTER Series					
	4	15	15	RH	5317-4150-15
	4	14 1/2	17	RH	5317-4145-17
	4	14 1/4	19	RH	5317-4143-19
	4	14	21	RH	5317-4140-21

Pressed In Rubber Hub

STAINLESS STEEL

Group A 6-15HP / 2-1/2" Gearcase / 8 TOOTH SPLINE

6, 8, 9.9 and 15 HP 2-Stroke...1986 & Newer
 8/9.9 HP (Not Bigfoot) 4-Stroke...2002-2004
 (FORCE)9.9&15HP...1996-1998
 10, 15 HP Seapro/Marathon...1995-2010
 15 HP(2&4 Stroke)...1989-2006



Stainless Steel 3 Blade

OEM #	B	D	P	R	Polastorm #
SEMA Series					
	3	9 1/4	9	RH	1219-3093-09
	3	9 1/4	10	RH	1219-3093-10
	3	9 1/4	11	RH	1219-3093-11
	3	9 1/4	12	RH	1219-3093-12

Group A 9.9-20HP / 2-1/2" Gearcase / 14 TOOTH SPLINE

IDENTICAL WITH TOHATSU GROUP A 9.9-18HP IN PAGE 46

9.9 CT/Bigfoot Model Year 2005 and Newer
 9.9HP Pro Kicker
 15/20 HP 4-Stroke 2007 and Newer



Stainless Steel 3 Blade

OEM #	B	D	P	R	Polastorm #
SEMA Series					
	3	9 1/4	9	RH	1259-3093-09
	3	9 1/4	10	RH	1259-3093-10
	3	9 1/4	11	RH	1259-3093-11
	3	9 1/4	12	RH	1259-3093-12

Group B 9.9-25HP / 3" Gearcase / 10 TOOTH SPLINE

9.9 & 15 HP Bigfoot 4-Stroke ...1999-2005
 18 HP Mercury ...1980-1985
 20 HP Mercury 2 Stroke ...1986-2002
 (Force) 25 HP 3Cyl...1995-1998
 20/25HP (Mariner 2-Stroke)..1985-newer
 25 HP (2-Stroke Mercury) ...1980 -2005
 25 HP (Sea Pro/Marathon)...All Years

Stainless Steel 3 Blade

OEM #	B	D	P	R	Polastorm #
SEMA Series					
	3	10 1/8	11	RH	2219-3101-11
	3	10 1/8	12	RH	2219-3101-12
	3	10 1/8	13	RH	2219-3101-13
	3	10 1/8	14	RH	2219-3101-14

Group B 25-30HP / 3" Gearcase / 10 TOOTH SPLINE

IDENTICAL WITH TOHATSU GROUP B 25-30HP IN PAGE 46

25/30 HP (4-Stroke) Model Year 2006 and newer



Stainless Steel 3 Blade

OEM #	B	D	P	R	Polastorm #
SEMA Series					
	3	10	11	RH	2259-3100-11
	3	10	12	RH	2259-3100-12
	3	10	13	RH	2259-3100-13
	3	10	14	RH	2259-3100-14
	3	10	15	RH	2259-3100-15

Pressed In Rubber Hub

STAINLESS STEEL

Group C 25-70HP / 2-1/2" Gearcase / 13 TOOTH SPLINE

25 HP Bigfoot/Command Thrust (CT)(4-Stroke) 30 HP 2-Stroke Sea Pro/Marathon 55 Hp
 30 HP BigFoot/Command Thrust (CT)...2010-Newer 30-40 HP SeaPro/Marathon
 40-60 Hp 2-Stroke and 4-Stroke (Not Bigfoot/CT)...1977-Newer 30 (4-Stroke)...1994-2005



Stainless Steel 3 Blade

CLASSIC PRESSED-IN RUBBER HUB TYPE.

OEM #	B	D	P	R	Polastorm #
STELLA Series					
	3	12 1/4	9	RH	3819-3123-09
	3	11 1/2	11	RH	3819-3115-11
	3	11 5/8	12	RH	3819-3116-12
	3	11 1/2	13	RH	3819-3115-13
	3	11 3/8	14	RH	3819-3114-14
	3	11 1/4	15	RH	3819-3113-15

Stainless Steel 3 Blade

CLASSIC PRESSED-IN RUBBER HUB TYPE.

OEM #	B	D	P	R	Polastorm #
MEGARA Series					
	3	10 7/8	11	RH	3019-3109-11
	3	10 3/4	12	RH	3019-3108-12
	3	10 1/2	13	RH	3019-3105-13
	3	10 3/8	14	RH	3019-3104-14
	3	10 1/4	15	RH	3019-3103-15

Stainless Steel 3 Blade

COMPATIBLE WITH FLO-TORQ REFLEX HUB

OEM #	B	D	P	R	Polastorm #
STELLA Series					
	3	12 1/4	9	RH	3889-3123-09M
	3	11 1/2	11	RH	3889-3115-11M
	3	11 5/8	12	RH	3889-3116-12M
	3	11 1/2	13	RH	3889-3115-13M
	3	11 3/8	14	RH	3889-3114-14M
	3	11 1/4	15	RH	3889-3113-15M

Stainless Steel 3 Blade

COMPATIBLE WITH FLO-TORQ REFLEX HUB

OEM #	B	D	P	R	Polastorm #
MEGARA Series					
	3	10 7/8	11	RH	3089-3109-11M
	3	10 3/4	12	RH	3089-3108-12M
	3	10 1/2	13	RH	3089-3105-13M
	3	10 3/8	14	RH	3089-3104-14M
	3	10 1/4	15	RH	3089-3103-14M

Pressed In Rubber Hub

STAINLESS STEEL

Group D 40-140HP / 4-1/4" Gearcase / 15 Tooth Spline

40-60hp(4 stroke/bigfoot)/CT...all years
60hp(Sea Pro/Marathon)...1995-newer
65hp(Model 650-4 Cyl)...1961-1970
65hp(Model 650-2 Cyl)...-1971
75hp(2&4 stroke)...1984-newer
75hp(Sea Pro/Marathon)...All years
90hp(2&4 stroke)...1978-newer

70hp...1987-1989

Force 75hp...99-newer

80hp...1978-1989

80hp(Mariner)...1978-1983

80hp(Yamaha)...1977-1983

80hp(Model800-2&4 Cyl)...-1977

140hp(Including Sea Pro/Offshore)...1978-1981

80hp(Model850-2&4 Cyl)...-1977

Force90/120/150hp...1995-newer

100hp...1988-newer

115hp(2&4 stroke)...1978-newer

125hp...1994-newer

Models 900-1500...-1977



Stainless Steel 3 Blade

COMPATIBLE WITH FLO-TORQ INTERCHANGEABLE HUB

OEM #	B	D	P	R	Polastorm #
STELLA Series					
	3	13 3/4	13	RH	4889-3138-13M
	3	13 1/2	14	RH	4889-3135-14M
	3	13 1/2	15	RH	4889-3135-15M
	3	13 1/4	17	RH	4889-3133-17M
	3	13	19	RH	4889-3130-19M
	3	13	21	RH	4889-3130-21M



Stainless Steel 3 Blade

COMPATIBLE WITH FLO-TORQ INTERCHANGEABLE HUB

OEM #	B	D	P	R	Polastorm #
STELLA PLUS Series					
	3	13 1/2	16	RH	4989-3135-16M
	3	13 1/2	17	RH	4989-3135-17M
	3	13 1/2	18	RH	4989-3135-18M
	3	13 1/2	19	RH	4989-3135-19M
	3	13 1/2	20	RH	4989-3135-20M
	3	13 1/2	21	RH	4989-3135-21M

Stainless Steel 4 Blade

CLASSIC PRESSED-IN RUBBER BUSH TYPE.

OEM #	B	D	P	R	Polastorm #
TORQUEMASTER Series					
	4	13 1/2	13	RH	4349-4135-13
	4	13 1/2	13	LH	4346-4135-13
	4	13 1/4	15	RH	4349-4133-15
	4	13 1/4	15	LH	4346-4133-15
	4	13	17	RH	4349-4130-17
	4	13	17	LH	4346-4130-17
	4	13	19	RH	4349-4130-19
	4	13	19	LH	4346-4130-19
	4	13	21	RH	4349-4130-21
	4	13	21	LH	4346-4130-21

Stainless Steel 3 Blade

COMPATIBLE WITH FLO-TORQ INTERCHANGEABLE HUB

OEM #	B	D	P	R	Polastorm #
TORQUEMASTER Series					
	4	13 1/2	13	RH	4389-4135-13M
	4	13 1/2	13	LH	4386-4135-13M
	4	13 1/4	15	RH	4389-4133-15M
	4	13 1/4	15	LH	4386-4133-15M
	4	13	17	RH	4389-4130-17M
	4	13	17	LH	4386-4130-17M
	4	13	19	RH	4389-4130-19M
	4	13	19	LH	4386-4130-19M
	4	13	21	RH	4389-4130-21M
	4	13	21	LH	4386-4130-21M



Stainless Steel 3 Blade

CLASSIC PRESSED-IN RUBBER BUSH TYPE.

OEM #	B	D	P	R	Polastorm #
STELLA Series					
	3	13 3/4	13	RH	4849-3138-13
	3	13 1/2	14	RH	4849-3135-14
	3	13 1/2	15	RH	4849-3135-15
	3	13 1/4	17	RH	4849-3133-17
	3	13	19	RH	4849-3130-19
	3	13	21	RH	4849-3130-21

Stainless Steel 3 Blade

CLASSIC PRESSED-IN RUBBER BUSH TYPE.

OEM #	B	D	P	R	Polastorm #
STELLA PLUS Series					
	3	13 1/2	16	RH	4949-3135-16
	3	13 1/2	17	RH	4949-3135-17
	3	13 1/2	18	RH	4949-3135-18
	3	13 1/2	19	RH	4949-3135-19
	3	13 1/2	20	RH	4949-3135-20
	3	13 1/2	21	RH	4949-3135-21

STAINLESS STEEL

Group E 90CT-400HP / 4-3/4" Gearcase / 15 Tooth Spline

90/115HP Command Thrust...2014-Newer

150/175/200HP HP 1978 & Newer

220 HP 1987-88, 225 HP 1980 & Newer

ALPHA ONE DRIVE (GEN.1&GEN.2 ALL MOTORS&HP)

BRAVO ONE DRIVE(BRAVO ONE &BRAVO ONE X DRIVES ONLY)

135 HP 1987 & Newer,

3.4 Litre...1984-1986

250-400 HP 2 and 4-Stroke 1990 and ..

225 HP SeaPro/Marathon All Years

MERCUISER STERNDRUVES

MODELS 1S,1B,1C,120,140,145 DTS...-1982

MODELS 16S,228,470,485,888,898...-1982

MERCUISER 120-260HP...1983-1985

MODELS


225S,233,255TRS,260,280TS,330TRS...-1982



Stainless Steel 3 Blade

COMPATIBLE WITH FLO-TORQ INTERCHANGEABLE HUB

OEM #	B	D	P	R	Polastorm #
STELLA Series					
	3	14 1/2	12	RH	5889-3145-12M
	3	14 1/2	13	RH	5889-3145-13M
	3	14 1/2	14	RH	5889-3145-14M
48- 16312A46	3	14 1/2	15	RH	5889-3145-15M
	3	15	15	RH	5889-3150-15M
	3	15	15	LH	5886-3150-15M
	3	14 1/4	16	RH	5889-3143-16M
48- 16314A46	3	14 1/4	17	RH	5889-3143-17M
	3	14 1/4	18	RH	5889-3143-18M
48- 16316A46	3	14	19	RH	5889-3140-19M
48- 16318A46	3	14	21	RH	5889-3140-21M



Stainless Steel 3 Blade

COMPATIBLE WITH FLO-TORQ INTERCHANGEABLE HUB

OEM #	B	D	P	R	Polastorm #
SALTIST Series					
	3	15	14	RH	5789-3150-14M
	3	14 3/4	16	RH	5789-3148-16M
	3	14 3/4	17	RH	5789-3148-17M
	3	14 3/4	17	LH	5786-3148-17M
	3	14 3/4	18	RH	5789-3148-18M
	3	14 3/4	18	LH	5786-3148-18M
	3	14 3/4	19	RH	5789-3148-19M
	3	14 3/4	19	LH	5786-3148-19M
	3	14 3/4	20	RH	5789-3148-20M
	3	14 3/4	20	LH	5786-3148-20M
	3	14 1/2	21	RH	5789-3145-21M
	3	14 1/2	21	LH	5786-3145-21M
	3	14 1/4	23	RH	5789-3143-23M
	3	14 1/4	25	RH	5789-3143-25M

Stainless Steel 4 Blade

COMPATIBLE WITH FLO-TORQ INTERCHANGEABLE HUB

OEM #	B	D	P	R	Polastorm #
TORQUEMASTER Series					
	4	14 1/2	15	RH	5389-4145-15M
	4	14 1/2	15	LH	5386-4145-15M
	4	14 1/2	16	RH	5389-4145-16M
	4	14 1/4	17	RH	5389-4143-17M
	4	14 1/4	17	LH	5386-4143-17M
	4	14 1/8	18	RH	5389-4141-18M
	4	14 1/8	19	RH	5389-4141-19M
	4	14 1/8	19	LH	5386-4141-19M
	4	14	20	RH	5389-4140-20M
	4	14	21	RH	5389-4140-21M
	4	14	21	LH	5386-4140-21M
	4	14	23	RH	5389-4140-23M
	4	14	25	RH	5389-4140-25M

Stainless Steel 3 Blade

COMPATIBLE WITH FLO-TORQ INTERCHANGEABLE HUB

OEM #	B	D	P	R	Polastorm #
SOLTIGA 3 Series					
48-826072A46	3	15 3/4	13	RH	5589-3158-13M
	3	15 3/4	13	LH	5586-3158-13M
48- 19838A46	3	15 3/4	15	RH	5589-3158-15M
48- 19841A46	3	15 3/4	15	LH	5586-3158-15M
	3	15 5/8	16	RH	5589-3156-16M
48- 18278A46	3	15 1/2	17	RH	5589-3155-17M
48- 90159A46	3	15 1/2	17	LH	5586-3155-17M
48-889620A46	3	15 3/8	18	RH	5589-3154-18M
48-889619A46	3	15 3/8	18	LH	5586-3154-18M
48- 13700A46	3	15 1/4	19	RH	5589-3153-19M
48- 13701A46	3	15 1/4	19	LH	5586-3153-19M
	3	15 1/8	20	RH	5589-3151-20M
	3	15 1/8	20	LH	5586-3151-20M
48- 13702A46	3	15	21	RH	5589-3150-21M
48- 13703A46	3	15	21	LH	5586-3150-21M
	3	14 7/8	22	RH	5589-3149-22M
48- 13704A46	3	14 3/4	23	RH	5589-3148-23M
48- 13706A46	3	14 1/2	25	RH	5589-3145-25M

4-6HP

DF4...2004-newer DF6...2004-newer

Aluminum 3 Blade

OEM #	B	D	P	R	Polastorm #
SEMA Series					
58110-91J00-019	3	7 1/2	6	RH	9237-3075-06
58110-91J20-019	3	7 1/2	7	RH	9237-3075-07
-	3	7 1/2	8	RH	9237-3075-08

GROUP A 8-20HP / 2-1/2" Gearcase / 10 TOOTH SPLINE

DF8A(4 stroke)...2011-newer DF9.9(4 stroke)...1996-newer DT15...1983-1988 DF15(4 stroke)...1996-2012
 DT9.9...1983-1987 DF9.9A/B(4 stroke)...2010-newer DT15C...1989-1997 DF15A/DF20A...2013-newer



Aluminum 3 Blade

OEM #	B	D	P	R	Polastorm #
SEMA Series					
58100-89L00-019	3	9 1/4	7	RH	1237-3093-07
58100-90L41-019	3	9 1/4	8	RH	1237-3093-08
58100-90L50-019	3	9 1/4	9	RH	1237-3093-09
58100-90L60-019	3	9 1/4	10	RH	1237-3093-10
58100-89L70-019	3	9 1/4	11	RH	1237-3093-11
58100-89L50-019	3	9 1/4	12	RH	1237-3093-12

Aluminum 4 Blade HIGH THRUST

OEM #	B	D	P	R	Polastorm #
STELLA Series High Thrust					
	4	10	5	RH	1837-4010-05
	4	10	7	RH	1837-4010-07

GROUP B 20-30HP / 3" Gearcase / 10 TOOTH SPLINE

DT20...1983-1988 DF25(V-twin)...2000-newer DF25A...2014-newer DF30...2000-2007
 DT25/25C...1983-2000 DF25R...2010-newer DT30/30C...1983-1997 DF30A...2014-newer



Aluminum 3 Blade

OEM #	B	D	P	R	Polastorm #
SEMA Series					
58100-96372-019	3	10 1/4	9	RH	2237-3103-09
58100-91L40-019	3	10 1/4	10	RH	2237-3103-10
58100-91L50-019	3	10 1/4	11	RH	2237-3103-11
58100-96482-019	3	10 1/4	12	RH	2237-3103-12
58100-96492-019	3	10 1/4	13	RH	2237-3103-13
58100-95D01-019	3	10 1/4	14	RH	2237-3103-14
58100-96462-019	3	10 1/4	15	RH	2237-3103-15

Aluminum 4 Blade HIGH THRUST

OEM #	B	D	P	R	Polastorm #
STELLA Series High Thrust					
	4	10	5	RH	2837-4010-05
	4	10	7	RH	2837-4010-07

Aluminum 4 Blade

OEM #	B	D	P	R	Polastorm #
MEGARA Series					
	4	10.2	11	RH	2037-4102-11
	4	10.2	12	RH	2037-4102-12
	4	10.1	13	RH	2037-4101-13
	4	10.1	14	RH	2037-4101-14
	4	10.1	15	RH	2037-4101-15

GROUP C 35-65HP / 3-1/4" Gearcase / 13 TOOTH SPLINE

DT35C...1987-1989 DF40A...2010-newer DF50A(4 stroke)...2010-newer DF60A(4 stroke)...2010-newer
 DT40...1983-1998 DT50/50M...1983-1984 DT55...1985-1997 DT65...1985-1997
 DF40(4 stroke)...1999-2000 DF50(4 stroke)...1999-newer DT60...1983-1984



Aluminum 3 Blade

OEM #	B	D	P	R	Polastorm #
SEMA Series					
58100-88L03-019	3	12 1/4	9	RH	3037-3123-09
58100-88L10-019	3	11 1/2	10	RH	3137-3115-10
58100-88L23-019	3	11 1/2	11	RH	3237-3115-11
58100-88LA0-019	3	11 5/8	12	RH	3237-3116-12
58100-88LB0-019	3	11 1/2	13	RH	3237-3115-13
58100-88L52-019	3	11 3/8	14	RH	3237-3114-14
58100-88L62-019	3	11 1/4	15	RH	3237-3113-15
58100-88L72-019	3	11 1/8	16	RH	3237-3112-16
58100-88L83-019	3	11	17	RH	3237-3110-17

Aluminum 4 Blade

OEM #	B	D	P	R	Polastorm #
MEGARA Series					
	4	10.6	11	RH	3037-4106-11
	4	10.6	12	RH	3037-4106-12
	4	10.3	13	RH	3037-4103-13
	4	10.1	14	RH	3037-4101-14
	4	10.1	15	RH	3037-4101-15

GROUP D 60/70/DT75-140HP / 4-1/4" Gearcase / 13 TOOTH SPLINE

DF60(4 stroke)...1998-2009 DT75...1983-1997 DT90...1989-1997 DT115...1981-2001
 DF70(4 stroke)...1998-2008 DT85...1979-2000 DT100...1989-2000 DT140...1981-2001

Aluminum 3 Blade

OEM #	B	D	P	R	Polastorm #
MEGARA Series					
	3	14	9	RH	4037-3140-09
	3	14	10	RH	4037-3140-10
58100-99E10-019	3	14	11	RH	4037-3140-11
58100-99E00-019	3	14	13	RH	4037-3140-13
58100-94500-019	3	13 3/4	15	RH	4037-3138-15
58100-94512-019	3	13 1/4	17	RH	4037-3133-17
58100-94522-019	3	13	19	RH	4037-3130-19
	3	12 3/4	21	RH	4037-3128-21

Aluminum 4 Blade

OEM #	B	D	P	R	Polastorm #
MEGARA Series					
	4	13.8	10	RH	4037-4138-10
	4	13.8	11	RH	4037-4138-11
	4	13.8	13	RH	4037-4138-13
	4	13.4	15	RH	4037-4134-15
	4	13	17	RH	4037-4130-17
	4	12.5	19	RH	4037-4125-19

Aluminum 3 Blade

OEM #	B	D	P	R	Polastorm #
YANTA Series (Semi Cleaver Blade)					
	3	14	9	RH	4137-3140-09
	3	14	11	RH	4137-3140-11
	3	13 5/8	12	RH	4137-3137-12
	3	13 5/8	13	RH	4137-3137-13
	3	13 5/8	14	RH	4137-3137-14
	3	13 1/2	15	RH	4137-3135-15
	3	13 1/4	17	RH	4137-3133-17
	3	13	19	RH	4137-3130-19
	3	12 5/8	21	RH	4137-3127-21

Aluminum 3 Blade DUAL THRUST

OEM #	B	D	P	R	Polastorm #
YANTA Series DUAL THRUST					
	3	14	9	RH	4137-3140-09DT
	3	14	11	RH	4137-3140-11DT

Group D 50-140HP / 4-1/4" Gearcase / 15 TOOTH SPLINE

DF50AV(4 Stroke)...2014-newer DF90A(4 Stroke)...2009-newer DF115(4 Stroke)...2001-2012 DF140(4 Stroke)...2002-2012
 DF60AV(4 Stroke)...2014-newer DF90(4 Stroke)...2001-2008 DF115SS(4 Stroke)...2020-newer DF140A(4 Stroke)...2013-newer
 DF70A(4 Stroke)...2009-newer DF100(4 Stroke)...2009-newer DF115A(4 Stroke)...2013-newer



Aluminum 3 Blade

OEM #	B	D	P	R	Polastorm #
SEMA Series					
	3	14	15	RH	4237-3140-15
58100-90J01-019	3	14	17	RH	4237-3140-17
58100-90J11-019	3	14	19	RH	4237-3140-19
58100-90J21-019	3	14	21	RH	4237-3140-21
58100-90J31-019	3	14	23	RH	4237-3140-23



Aluminum 3 Blade

OEM #	B	D	P	R	Polastorm #
MEGARA Series					
	4	13.8	10	RH	4027-4138-10
	4	13.8	11	RH	4027-4138-11
	4	13.8	13	RH	4027-4138-13
	4	13.4	15	RH	4027-4134-15
	4	13	17	RH	4027-4130-17
	4	12.5	19	RH	4027-4125-19



Aluminum 3 Blade DUAL THRUST

OEM #	B	D	P	R	Polastorm #
YANTA Series DUAL THRUST					
	3	14	9	RH	4127-3140-09DT
	3	14	11	RH	4127-3140-11DT



Aluminum 3 Blade

OEM #	B	D	P	R	Polastorm #
MEGARA Series					
	3	14	9	RH	4027-3140-09
	3	14	10	RH	4027-3140-10
	3	14	11	RH	4027-3140-11
	3	14	13	RH	4027-3140-13
	3	13 3/4	15	RH	4027-3138-15
	3	13 1/4	17	RH	4027-3133-17
	3	13	19	RH	4027-3130-19
	3	12 3/4	21	RH	4027-3128-21



Aluminum 3 Blade

OEM #	B	D	P	R	Polastorm #
YANTA Series (Semi Cleaver Blade)					
	3	14	9	RH	4127-3140-09
	3	14	11	RH	4127-3140-11
	3	13 5/8	12	RH	4127-3137-12
	3	13 5/8	13	RH	4127-3137-13
	3	13 5/8	14	RH	4127-3137-14
	3	13 1/2	15	RH	4127-3135-15
	3	13 1/4	17	RH	4127-3133-17
	3	13	19	RH	4127-3130-19
	3	12 5/8	21	RH	4127-3127-21

Group E 150-300HP / 4-3/4" Gearcase / 15 TOOTH SPLINE

DT150...1986-2003 DT175...1986-1992 DT200...1986-2000 DT225...1986-2003
 DF 150/175/200/225/250/300...All years



Aluminum 3 Blade

CONVENTIONAL PRESSED-IN RUBBER HUB

B	D	P	R	Polastorm #
MEGARA Series				
3	16	11	RH	5037-3160-11
3	16	13	RH	5037-3160-13
3	15 1/4	15	RH	5037-3153-15
3	15	17	RH	5037-3150-17
3	14 1/2	19	RH	5037-3145-19
3	14 1/4	21	RH	5037-3143-21
3	14	23	RH	5037-3140-23



Aluminum 4 Blade

CONVENTIONAL PRESSED-IN RUBBER HUB

B	D	P	R	Polastorm #
TORQUEMASTER Series				
4	15	13	RH	5337-4150-13
4	15	15	RH	5337-4150-15
4	14 1/2	17	RH	5337-4145-17
4	14 1/4	19	RH	5337-4143-19
4	14	21	RH	5337-4140-21



Aluminum 3 Blade

CONVENTIONAL PRESSED-IN RUBBER HUB

B	D	P	R	Polastorm #
SEMA Series				
3	16	17	RH	5237-3160-17
3	16	17	LH	5238-3160-17
3	16	18 1/2	RH	5237-3160-18
3	16	18 1/2	LH	5238-3160-18
3	16	20	RH	5237-3160-20
3	16	20	LH	5238-3160-20
3	16	21 1/2	RH	5237-3160-22
3	16	21 1/2	LH	5238-3160-22
3	16	23	RH	5237-3160-23
3	16	23	LH	5238-3160-23

Aluminum 3 Blade

CONVENTIONAL PRESSED-IN RUBBER HUB

B	D	P	R	Polastorm #
SOLTIGA 3 Series				
3	16	13	RH	5537-3160-13
3	15 3/4	15	LH	5537-3158-15
3	15 1/2	17	RH	5537-3155-17
3	15 1/2	17	LH	5538-3155-17
3	15 1/4	19	RH	5537-3153-19
3	15 1/4	19	LH	5538-3153-19
3	15 1/4	20	RH	5537-3153-20
3	15 1/4	20	LH	5538-3153-20
3	15 1/4	21	RH	5537-3153-21
3	15 1/4	21	LH	5538-3153-21
3	15 1/4	23	RH	5537-3153-23
3	15 1/4	23	LH	5538-3153-23

Aluminum 4 Blade

COMPATIBLE WITH WATERGRIP TYPE

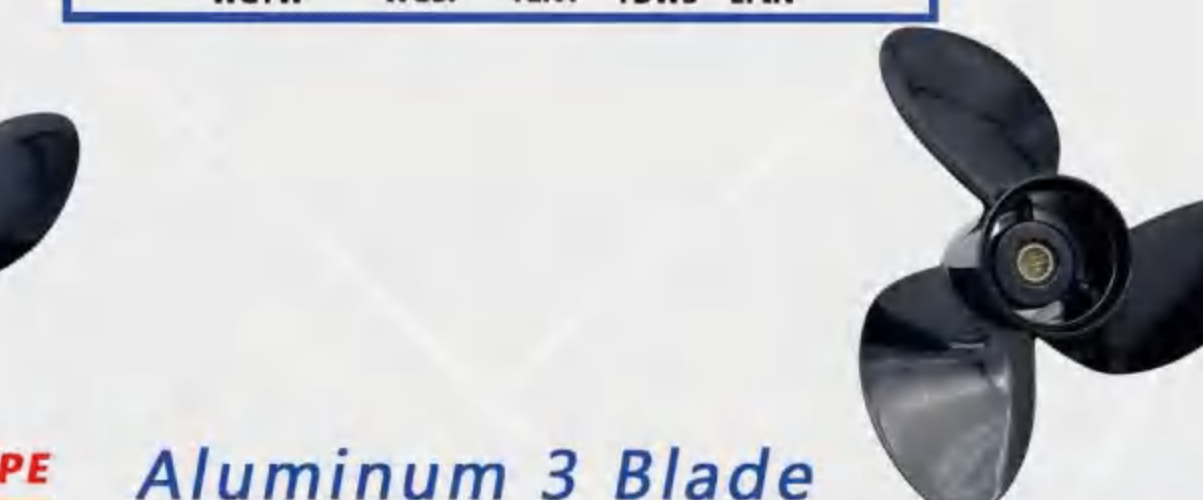
B	D	P	R	Polastorm #
TORQUEMASTER Series				
4	15	13	RH	5337-4150-13WG
4	15	15	RH	5337-4150-15WG
4	14 1/2	17	RH	5337-4145-17WG
4	14 1/4	19	RH	5337-4143-19WG
4	14	21	RH	5337-4140-21WG



Aluminum 3 Blade

COMPATIBLE WITH WATERGRIP TYPE

B	D	P	R	Polastorm #
SOLTIGA 3 Series				
3	16	13	RH	5537-3160-13WG
3	15 3/4	15	LH	5537-3158-15WG
3	15 1/2	17	RH	5537-3155-17WG
3	15 1/2	17	LH	5538-3155-17WG
3	15 1/4	19	RH	5537-3153-19WG
3	15 1/4	19	LH	5538-3153-19WG
3	15 1/4	20	RH	5537-3153-20WG
3	15 1/4	20	LH	5538-3153-20WG
3	15 1/4	21	RH	5537-3153-21WG
3	15 1/4	21	LH	5538-3153-21WG
3	15 1/4	23	RH	5537-3153-23WG
3	15 1/4	23	LH	5538-3153-23WG



Aluminum 3 Blade

COMPATIBLE WITH WATERGRIP TYPE

B	D	P	R	Polastorm #
SEMA Series				
3	16	17	RH	5237-3160-17WG
3	16	17	LH	5238-3160-17WG
3	16	18 1/2	RH	5237-3160-18WG
3	16	18 1/2	LH	5238-3160-18WG
3	16	20	RH	5237-3160-20WG
3	16	20	LH	5238-3160-20WG
3	16	21 1/2	RH	5237-3160-22WG
3	16	21 1/2	LH	5238-3160-22WG
3	16	23	RH	5237-3160-23WG
3	16	23	LH	5238-3160-23WG

Pressed In Rubber Hub

STAINLESS STEEL

STAINLESS STEEL

Group A 8-20HP / 2-1/2" Gearcase 10 TOOTH SPLINE

Group B 20-30HP / 3" Gearcase 10 TOOTH SPLINE

Group D 50-140HP / 4-1/4" Gearcase / 15 TOOTH SPLINE

IDENTICAL WITH YAMAHA GROUP D 50-130HP IN PAGE 18

DF8A(4 stroke)...2011-newer	DT15...1983-1988
DT9.9...1983-1987	DT15C...1989-1997
DF9.9(4 stroke)...1996-newer	DF15(4 stroke)...1996-2012
DF9.9A/B(4 stroke)...2010-newer	DF15A/DF20A...2013-newer



Stainless Steel 3 Blade

OEM #	B	D	P	R	Polastorm #
SEMA Series					
	3	9 1/4	9	RH	1239-3093-09
	3	9 1/4	10	RH	1239-3093-10
	3	9 1/4	11	RH	1239-3093-11
	3	9 1/4	12	RH	1239-3093-12

DT20...1983-1988	DF25A...2014-newer
DT25/25C...1983-2000	DT30/30C...1983-1997
DF25(V-twin)...2000-newer	DF30...2000-2007
DF25R...2010-newer	DF30A...2014-newer



Stainless Steel 3 Blade

OEM #	B	D	P	R	Polastorm #
SEMA Series					
	3	10 1/8	11	RH	2239-3101-11
	3	10 1/8	12	RH	2239-3101-12
	3	10 1/8	13	RH	2239-3101-13
	3	10 1/8	14	RH	2239-3101-14
	3	10 1/8	15	RH	2239-3101-15

Group C 35-65HP / 3-1/4" Gearcase / 13 TOOTH SPLINE

IDENTICAL WITH YAMAHA GROUP C 25-60HP IN PAGE 17

DT35C...1987-1989	DF40A...2010-newer	DF50A(4 stroke)...2010-newer	DF60A(4 stroke)...2010-newer
DT40...1983-1998	DT50/50M...1983-1984	DT55...1985-1997	DT65...1985-1997
DF40(4 stroke)...1999-2000	DF50(4 stroke)...1999-newer	DT60...1983-1984	



Stainless Steel 3 Blade

OEM #	B	D	P	R	Polastorm #
STELLA Series					
	3	12 1/4	9	RH	3829-3123-09
	3	11 1/2	11	RH	3829-3115-11
	3	11 5/8	12	RH	3829-3116-12
	3	11 1/2	13	RH	3829-3115-13
	3	11 3/8	14	RH	3829-3114-14
	3	11 1/4	15	RH	3829-3113-15

Group D 60/70/DT75-140HP / 4-1/4" Gearcase / 13 TOOTH SPLINE

DF60(4 stroke)...1998-2009	DT75...1983-1997	DT90...1989-1997	DT115...1981-2001
DF70(4 stroke)...1998-2008	DT85...1979-2000	DT100...1989-2000	DT140...1981-2001



Stainless Steel 4 Blade

OEM #	B	D	P	R	Polastorm #
TORQUEMASTER Series					
	4	13 1/2	13	RH	4339-4135-13
	4	13 1/2	13	LH	4336-4135-13
	4	13 1/4	15	RH	4339-4133-15
	4	13 1/4	15	LH	4336-4133-15
	4	13	17	RH	4339-4130-17
	4	13	17	LH	4336-4130-17
	4	13	19	RH	4339-4130-19
	4	13	19	LH	4336-4130-19
	4	13	21	RH	4339-4130-21
	4	13	21	LH	4336-4130-21

Stainless Steel 3 Blade

OEM #	B	D	P	R	Polastorm #
STELLA Series					
	3	13 3/4	13	RH	4829-3138-13
	3	13 1/2	14	RH	4829-3135-14
	3	13 1/2	15	RH	4829-3135-15
	3	13 1/2	16	RH	4829-3135-16
	3	13 1/4	17	RH	4829-3133-17
	3	13	19	RH	4829-3130-19
	3	13	21	RH	4829-3130-21

DF50AV(4 Stroke)...2014-newer	DF90A(4 Stroke)...2009-newer	DF115(4 Stroke)...2001-2012	DF140(4 Stroke)...2002-2012
DF60AV(4 Stroke)...2014-newer	DF90(4 Stroke)...2001-2008	DF115SS(4 Stroke)...2020-newer	DF140A(4 Stroke)...2013-newer
DF70A(4 Stroke)...2009-newer	DF100(4 Stroke)...2009-newer	DF115A(4 Stroke)...2013-newer	



Stainless Steel 3 Blade

B	D	P	R	Polastorm #
STELLA Series				
3	13 3/4	13	RH	4829-3138-13
3	13 1/2	14	RH	4829-3135-14
3	13 1/2	15	RH	4829-3135-15
3	13 1/2	16	RH	4829-3135-16
3	13 1/4	17	RH	4829-3133-17
3	13	19	RH	4829-3130-19
3	13	21	RH	4829-3130-21



Stainless Steel 3 Blade

B	D	P	R	Polastorm #
STELLA PLUS Series				
3	13 1/2	16	RH	4929-3135-16
3	13 1/2	17	RH	4929-3135-17
3	13 1/2	18	RH	4929-3135-18
3	13 1/2	19	RH	4929-3135-19
3	13 1/2	20	RH	4929-3135-20
3	13 1/2	21	RH	4929-3135-21



Stainless Steel 4 Blade

B	D	P	R	Polastorm #
TORQUEMASTER Series				
4	13 1/2	13	RH	4329-4135-13
4	13 1/2	13	LH	4326-4135-13
4	13 1/4	15	RH	4329-4133-15
4	13 1/4	15	LH	4326-4133-15
4	13	17	RH	4329-4130-17
4	13	17	LH	4326-4130-17
4	13	19	RH	4329-4130-19
4	13	19	LH	4326-4130-19
4	13	21	RH	4329-4130-21
4	13	21	LH	4326-4130-21



Stainless Steel 3 Blade

OEM #	B	D	P	R	Polastorm #
SEMA Series					
990C0-00610-15P	3	14	15	RH	4229-3140-15
990C0-00610-17P	3	14	17	RH	4229-3140-17
990C0-0061L-17P	3	14	17	LH	4226-3140-17
990C0-00610-19P	3	14	19	RH	4229-3140-19
990C0-0061L-19P	3	14	19	LH	4226-3140-19
990C0-00610-21P	3	14	21	RH	4229-3140-21
990C0-0061L-21P	3	14	21	LH	4226-3140-21
990C0-00610-21P	3	14	23	RH	4229-3140-23
990C0-0061L-21P	3	14	23	LH	4226-3140-23

SET # 20834402
Hardware For DF90-DF115HP 15 SPLINE TOOTH

SDTW2 SDSP2 YENT YDWS EPIN

SET # 20834403
Hardware For DF90A-DF140A/DF140HP 15 SPLINE TOOTH

SDTW3 SDSP2 YENT YDWS EPIN

SET # 20834401
Hardware For DF60-70HP/DT75-140HP 13 SPLINE TOOTH

SDTW1 SDSP1 YDWS YENT EPIN

Pressed In Rubber Hub

STAINLESS STEEL

Group E 150-300HP / 4-3/4" Gearcase / 15 Tooth Spline

DT150...1986-2003 DT175...1986-1992 DT200...1986-2000 DT225...1986-2003
DF 150/175/200/225/250/300...All years

Stainless Steel 3 Blade

B	D	P	R	Polastorm #
STELLA Series				
3	14 1/2	12	RH	5839-3145-12
3	14 1/2	13	RH	5839-3145-13
3	14 1/2	14	RH	5839-3145-14
3	14 1/2	15	RH	5839-3145-15
3	15	15	RH	5839-3150-15
3	15	15	LH	5836-3150-15
3	14 1/4	16	RH	5839-3143-16
3	14 1/4	17	RH	5839-3143-17
3	14 1/4	18	RH	5839-3143-18
3	14	19	RH	5839-3140-19
3	14	21	RH	5839-3140-21

Stainless Steel 3 Blade

B	D	P	R	Polastorm #
TORQUEMASTER Series				
4	14 1/2	15	RH	5339-4145-15
4	14 1/2	15	LH	5336-4145-15
4	14 1/2	16	RH	5339-4145-16
4	14 1/4	17	RH	5339-4143-17
4	14 1/4	17	LH	5336-4143-17
4	14 1/8	18	RH	5339-4141-18
4	14 1/8	19	RH	5339-4141-19
4	14 1/8	19	LH	5336-4141-19
4	14	20	RH	5339-4140-20
4	14	21	RH	5339-4140-21
4	14	21	LH	5336-4140-21
4	14	23	RH	5339-4140-23
4	14	25	RH	5339-4140-25

Stainless Steel 4 Blade

B	D	P	R	Polastorm #
SALTIST Series				
3	15	14	RH	5739-3150-14
3	14 3/4	16	RH	5739-3148-16
3	14 3/4	17	RH	5739-3148-17
3	14 3/4	17	LH	5736-3148-17
3	14 3/4	18	RH	5739-3148-18
3	14 3/4	18	LH	5736-3148-18
3	14 3/4	19	RH	5739-3148-19
3	14 3/4	19	LH	5736-3148-19
3	14 3/4	20	RH	5739-3148-20
3	14 3/4	20	LH	5736-3148-20
3	14 1/2	21	RH	5739-3145-21
3	14 1/2	21	LH	5736-3145-21
3	14 1/4	23	RH	5739-3143-23
3	14 1/4	25	RH	5739-3143-25



Stainless Steel 3 Blade

OEM #	B	D	P	R	Polastorm #
SOLTIGA 3 Series					
	3	15 3/4	13	RH	5539-3158-13
	3	15 3/4	13	LH	5536-3158-13
	3	15 3/4	15	RH	5539-3158-15
	3	15 3/4	15	LH	5536-3158-15
	3	15 5/8	16	RH	5539-3156-16
990C0-00840-17P	3	15 1/2	17	RH	5539-3155-17
990C0-0084L-17P	3	15 1/2	17	LH	5536-3155-17
	3	15 3/8	18	RH	5539-3154-18
990C0-00840-19P	3	15 1/4	19	RH	5539-3153-19
990C0-0084L-19P	3	15 1/4	19	LH	5536-3153-19
	3	15 1/8	20	RH	5539-3151-20
990C0-00840-21P	3	15	21	RH	5539-3150-21
990C0-0084L-21P	3	15	21	LH	5536-3150-21
	3	14 7/8	22	RH	5539-3149-22
990C0-00840-23P	3	14 3/4	23	RH	5539-3148-23
990C0-00840-25P	3	14 1/2	25	RH	5539-3145-25



STAINLESS STEEL

Group E 150-300HP / 4-3/4" Gearcase / 15 Tooth Spline

DF 150/175/200/225/250/300...All years



Stainless Steel 3 Blade

OEM #	B	D	P	R	Polastorm #
SEMA Series					
990C0-00810-17P	3	16	17	RH	5239-3160-17WG
990C0-0081L-17P	3	16	17	LH	5236-3160-17WG
990C0-00810-185	3	16	18 1/2	RH	5239-3160-19WG
990C0-0081L-185	3	16	18 1/2	LH	5236-3160-19WG
990C0-00810-20P	3	16	20	RH	5239-3160-20WG
990C0-0081L-20P	3	16	20	LH	5236-3160-20WG
	3	15 3/4	21	RH	5239-3158-21WG
	3	15 3/4	21	LH	5236-3158-21WG
990C0-00810-215	3	16	21 1/2	RH	5239-3160-22WG
990C0-0081L-215	3	16	21 1/2	LH	5236-3160-22WG
990C0-00810-23P	3	16	23	RH	5239-3160-23WG
990C0-0081L-23P	3	16	23	LH	5236-3160-23WG

Stainless Steel 3 Blade

OEM #	B	D	P	R	Polastorm #
SOLTIGA 3 Series					
	3	15 3/4	13	RH	5539-3158-13WG
	3	15 3/4	13	LH	5536-3158-13WG
	3	15 3/4	15	RH	5539-3158-15WG
	3	15 3/4	15	LH	5536-3158-15WG
	3	15 5/8	16	RH	5539-3156-16WG
990C0-00840-17P	3	15 1/2	17	RH	5539-3155-17WG
990C0-0084L-17P	3	15 1/2	17	LH	5536-3155-17WG
	3	15 3/8	18	RH	5539-3154-18WG
990C0-00840-19P	3	15 1/4	19	RH	5539-3153-19WG
990C0-0084L-19P	3	15 1/4	19	LH	5536-3153-19WG
	3	15 1/8	20	RH	5539-3151-20WG
990C0-00840-21P	3	15	21	RH	5539-3150-21WG
990C0-0084L-21P	3	15	21	LH	5536-3150-21WG
	3	14 7/8	22	RH	5539-3149-22WG
990C0-00840-23P	3	14 3/4	23	RH	5539-3148-23WG
990C0-00840-25P	3	14 1/2	25	RH	5539-3145-25WG

Stainless Steel 4 Blade

OEM #	B	D	P	R	Polastorm #
TORQUEMASTER Series					
4	14 1/2	15	RH	5339-4145-15WG	
4	14 1/2	15	LH	5336-4145-15WG	
4	14 1/2	16	RH	5339-4145-16WG	
4	14 1/4	17	RH	5339-4143-17WG	
4	14 1/4	17	LH	5336-4143-17WG	
4	14 1/8	18	RH	5339-4141-18WG	
4	14 1/8	19	RH	5339-4141-19WG	
4	14 1/8	19	LH	5336-4141-19WG	
4	14	20	RH	5339-4140-20WG	
4	14	21	RH	5339-4140-21WG	
4	14	21	LH	5336-4140-21WG	
4	14	23	RH	5339-4140-23WG	
4	14	25	RH	5339-4140-25WG	
4	16	15	RH	5389-4160-15WG	
4	16	15	LH	5386-4160-15WG	



Stainless Steel 4 Blade

OEM #	B	D	P	R	Polastorm #
SOLTIGA 4 Series					
	4	15 1/4	18	RH	5639-4153-18WG
	4	15 1/4	18	LH	5636-4153-18WG
990C0-00510-20P	4	15 1/4	20	RH	5639-4153-20WG
990C0-0051L-20P	4	15 1/4	20	LH	5636-4153-20WG
990C0-00510-22P	4	15 1/4	22	RH	5639-4153-22WG
990C0-0051L-22P	4	15 1/4	22	LH	5636-4153-22WG

GROUP A 8-20HP / 2 1/2" GEARCASE / 8 TOOTH SPLINE

BF 8hp...2000-newer
BF 9.9hp...1988-newer

BF 15hp...1991-newer
BF 20hp...2003-newer



Aluminum 3 Blade

OEM #	B	D	P	R	Polastorm #
SEMA Series					
58130-ZV4-008AH	3	9 1/4	8	RH	1223-3093-08
58130-ZV4-009AH	3	9 1/4	9	RH	1223-3093-09
58130-ZV4-010AH	3	9 1/4	10	RH	1223-3093-10
	3	9 1/4	11	RH	1223-3093-11
	3	9 1/4	12	RH	1223-3093-12



Aluminum 4 Blade HIGH THRUST

OEM #	B	D	P	R	Polastorm #
STELLA Series High Thrust					
	4	10	5	RH	1823-4010-05
	4	10	7	RH	1823-4010-07

GROUP B 25-30HP / 3" GEARCASE / 10 TOOTH SPLINE

BF 25hp...1994-newer

BF 30hp...1995-newer



Aluminum 3 Blade

OEM #	B	D	P	R	Polastorm #
STELLA Series					
58130-ZW2-F11ZA	3	9.9	9	RH	2853-3099-09
58130-ZW2-F21ZA	3	9.9	10	RH	2853-3099-10
58130-ZW2-F31ZA	3	9.9	11	RH	2853-3099-11
58130-ZW2-F01ZA	3	9.9	12	RH	2853-3099-12
58130-ZW2-F41ZA	3	9.9	13	RH	2853-3099-13
	3	9.9	14	RH	2853-3099-14



Aluminum 4 Blade HIGH THRUST

OEM #	B	D	P	R	Polastorm #
STELLA Series High Thrust					
	4	10	5	RH	2853-4010-05
	4	10	7	RH	2853-4010-07

Aluminum 4 Blade

OEM #	B	D	P	R	Polastorm #
MEGARA Series					
	4	10.2	11	RH	2057-4102-11
	4	10.2	12	RH	2057-4102-12
	4	10.1	13	RH	2057-4101-13
	4	10.1	14	RH	2057-4101-14
	4	10.1	15	RH	2057-4101-15

GROUP C 35-60HP / 3-1/4" GEARCASE / 13 TOOTH SPLINE

BF 35hp...1991-1994
BF 40hp...1995-newer

BF 45hp...1991-1994
BF 50/50A hp...1995-newer

BF60...2010-newer



Aluminum 3 Blade

OEM #	B	D	P	R	Polastorm #
YANTA Series					
59130-ZV5-009AH	3	12 1/4	9	RH	3023-3123-09
58130-ZV5-860ZA	3	11 3/4	10	RH	3123-3118-10
59130-ZV5-011AH	3	11 5/8	11	RH	3123-3117-11
59130-ZV5-012AH	3	11 3/8	12	RH	3123-3114-12
59130-ZV5-013AH	3	11 1/8	13	RH	3123-3112-13
59130-ZV5-014AH	3	11 1/4	14	RH	3123-3113-14
59130-ZV5-015AH	3	11	15	RH	3123-3110-15

Aluminum 3 Blade

OEM #	B	D	P	R	Polastorm #
MEGARA Series					
	3	10 7/8	11	RH	3023-3109-11
58134-ZV5-012AH	3	10 5/8	12	RH	3023-3107-12
58134-ZV5-013AH	3	10 3/8	13	RH	3023-3104-13
58134-ZV5-014AH	3	10 1/4	14	RH	3023-3103-14
	3	10 1/8	15	RH	3023-3102-15



Aluminum 3 Blade

OEM #	B	D	P	R	Polastorm #
SEMA Series					
	3	11 1/2	11	RH	3223-3115-11
	3	11 5/8	12	RH	3223-3116-12
	3	11 1/2	13	RH	3223-3115-13
	3	11 3/8	14	RH	3223-3114-14
	3	11 1/4	15	RH	3223-3113-15
	3	11 1/8	16	RH	3223-3112-16
	3	11	17	RH	3223-3110-17

Aluminum 4 Blade

OEM #	B	D	P	R	Polastorm #
MEGARA Series					
	4	10.6	11	RH	3023-4106-11
	4	10.6	12	RH	3023-4106-12
	4	10.3	13	RH	3023-4103-13
	4	10.1	14	RH	3023-4101-14
	4	10.1	15	RH	3023-4101-15



Pressed In Rubber Hub

ALUMINUM

STAINLESS STEEL

Group D 60-130HP / 4-1/4" Gearcase / 15 Tooth Spline

BF 60hp...2010-newer BF 80hp...2013-newer BF 100hp...2016-newer BF 130hp...1998-2004
 BF 75hp...1995-newer BF 90hp...1995-newer BF 115hp...1998-2010



Aluminum 3 Blade

OEM #	B	D	P	R	Polastorm #
MEGARA Series					
58130-ZW1-009AH	3	14	9	RH	4043-3140-09
	3	14	10	RH	4043-3140-10
58130-ZW1-011AH	3	14	11	RH	4043-3140-11
58130-ZW1-013AH	3	14	13	RH	4043-3140-13
58130-ZW1-015AH	3	13 3/4	15	RH	4043-3138-15
58130-ZW1-017AH	3	13 1/4	17	RH	4043-3133-17
58130-ZW1-019AH	3	13	19	RH	4043-3130-19
58130-ZW1-021AH	3	12 3/4	21	RH	4043-3128-21

Aluminum 4 Blade

OEM #	B	D	P	R	Polastorm #
MEGARA Series					
-	4	13.8	10	RH	4043-4138-10
-	4	13.8	11	RH	4043-4138-11
-	4	13.8	13	RH	4043-4138-13
58134-ZW1-015AH	4	13.4	15	RH	4043-4134-15
58134-ZW1-017AH	4	13	17	RH	4043-4130-17
58134-ZW1-019AH	4	12.5	19	RH	4043-4125-19

Aluminum 3 Blade

B	D	P	R	Polastorm #
SEMA Series				
3	14	15	RH	4243-3140-15
3	14	17	RH	4243-3140-17
3	14	19	RH	4243-3140-19
3	14	21	RH	4243-3140-21
3	14	23	RH	4243-3140-23

Aluminum 3 Blade DUAL THRUST

B	D	P	R	Polastorm #
YANTA Series DUAL THRUST				
3	14	9	RH	4143-3140-09DT
3	14	11	RH	4143-3140-11DT



Group E 115-250HP / 4-3/4" Gearcase / 15 Tooth Spline

IDENTICAL WITH MERCURY GROUP E 90CT-400HP PRESSED-IN RUBBER BUSH TYPE IN PAGE 24.

BF 115hp...2011-newer 150hp...2004-newer 225hp...2002-newer
 BF 135hp...2004-newer 200hp...2002-newer 250hp...2012-newer

Aluminum 3 Blade

B	D	P	R	Polastorm #
MEGARA Series				
3	16	11	RH	5017-3160-11
3	16	13	RH	5017-3160-13
3	15 1/4	15	RH	5017-3153-15
3	15	17	RH	5017-3150-17
3	14 1/2	19	RH	5017-3145-19
3	14 1/4	21	RH	5017-3143-21
3	14	23	RH	5017-3140-23

Aluminum 3 Blade

B	D	P	R	Polastorm #
SOLTIGA 3 Series				
3	16	13	RH	5517-3160-13
3	15 3/4	15	LH	5517-3158-15
3	15 1/2	17	RH	5517-3155-17
3	15 1/2	17	LH	5518-3155-17
3	15 1/4	19	RH	5517-3153-19
3	15 1/4	19	LH	5518-3153-19
3	15 1/4	20	RH	5517-3153-20
3	15 1/4	20	LH	5518-3153-20
3	15 1/4	21	RH	5517-3153-21
3	15 1/4	21	LH	5518-3153-21
3	15 1/4	23	RH	5517-3153-23
3	15 1/4	23	LH	5518-3153-23

Aluminum 4 Blade

B	D	P	R	Polastorm #
TORQUEMASTER Series				
4	15	13	RH	5317-4150-13
4	15	15	RH	5317-4150-15
4	14 1/2	17	RH	5317-4145-17
4	14 1/4	19	RH	5317-4143-19
4	14	21	RH	5317-4140-21



Group A 8-20HP / 2 1/2" Gearcase / 8 Tooth Spline

IDENTICAL WITH YAMAHA GROUP A 9.9-20HP IN PAGE 17

BF 8hp...2000-newer BF 15hp...1991-newer
 BF 9.9hp...1988-newer BF 20hp...2003-newer



Stainless Steel 3 Blade

OEM #	B	D	P	R	Polastorm #
SEMA Series					
58133-ZV4-009AH	3	9 1/4	9	RH	1229-3093-09
58133-ZV4-010AH	3	9 1/4	10	RH	1229-3093-10
58133-ZV4-011AH	3	9 1/4	11	RH	1229-3093-11
	3	9 1/4	12	RH	1229-3093-12

Group C 35-60HP / 3-1/4" Gearcase / 13 Tooth Spline

IDENTICAL WITH YAMAHA GROUP C 25-60HP IN PAGE 17

BF 35hp...1991-1994 BF 45hp...1991-1994 BF 60...2010-newer
 BF 40hp...1995-newer BF 50/50A hp...1995-newer



Stainless Steel 3 Blade

OEM #	B	D	P	R	Polastorm #
STELLA Series					
	3	12 1/4	9	RH	3829-3123-09
59133-ZV5-011AH	3	11 1/2	11	RH	3829-3115-11
59133-ZV5-012AH	3	11 5/8	12	RH	3829-3116-12
59133-ZV5-013AH	3	11 1/2	13	RH	3829-3115-13
59133-ZV5-014AH	3	11 3/8	14	RH	3829-3114-14
59133-ZV5-015AH	3	11 1/4	15	RH	3829-3113-15

Group B 25-30HP / 3" Gearcase / 10 Tooth Spline

IDENTICAL WITH TOHATSU GROUP B 25-30HP IN PAGE 46

BF 25hp...1994-newer BF 30hp...1995-newer



Stainless Steel 3 Blade

OEM #	B	D	P	R	Polastorm #
SEMA Series					
58133-ZV7-011AH	3	10	11	RH	2259-3100-11
58133-ZV7-012AH	3	10	12	RH	2259-3100-12
58133-ZV7-013AH	3	10	13	RH	2259-3100-13
	3	10	14	RH	2259-3100-14
	3	10	15	RH	2259-3100-15

Stainless Steel 3 Blade

OEM #	B	D	P	R	Polastorm #
MEGARA Series					
	3	10 7/8	11	RH	3029-3109-11
	3	10 3/4	12	RH	3029-3108-12
	3	10 3/8	13	RH	3029-3104-13
	3	10 3/8	14	RH	3029-3104-14
	3	10 1/4	15	RH	3029-3103-15

Pressed In Rubber Hub

STAINLESS STEEL

STAINLESS STEEL

Group D 60-130HP / 4-1/4" Gearcase / 15 Tooth Spline

BFP 60hp...2010-newer BF 80hp...2013-newer BF 100hp...2016-newer BF 130hp...1998-2004
 BF 75hp...1995-newer BF 90hp...1995-newer BF 115hp...1998-2010



Stainless Steel 3 Blade

IDENTICAL WITH MERCURY D 40-140HP PRESSED-IN TYPE

OEM #	B	D	P	R	Polastorm #
STELLA Series					
	3	13 3/4	13	RH	4849-3138-13
	3	13 1/2	14	RH	4849-3135-14
	3	13 1/2	15	RH	4849-3135-15
	3	13 1/4	17	RH	4849-3133-17
	3	13	19	RH	4849-3130-19
	3	13	21	RH	4849-3130-21

Stainless Steel 3 Blade

IDENTICAL WITH MERCURY D 40-140HP PRESSED-IN TYPE

OEM #	B	D	P	R	Polastorm #
STELLA PLUS Series					
	3	13 1/2	16	RH	4949-3135-16
	3	13 1/2	17	RH	4949-3135-17
	3	13 1/2	18	RH	4949-3135-18
	3	13 1/2	19	RH	4949-3135-19
	3	13 1/2	20	RH	4949-3135-20
	3	13 1/2	21	RH	4949-3135-21

Stainless Steel 3 Blade

IDENTICAL WITH MERCURY D 40-140HP PRESSED-IN TYPE

OEM #	B	D	P	R	Polastorm #
TORQUEMASTER Series					
	4	13 1/2	13	RH	4349-4135-13
	4	13 1/2	13	LH	4346-4135-13
	4	13 1/4	15	RH	4349-4133-15
	4	13 1/4	15	LH	4346-4133-15
	4	13	17	RH	4349-4130-17
	4	13	17	LH	4346-4130-17
	4	13	19	RH	4349-4130-19
	4	13	19	LH	4346-4130-19
	4	13	21	RH	4349-4130-21
	4	13	21	LH	4346-4130-21

Stainless Steel 3 Blade

IDENTICAL WITH MERCURY D 40-140HP PRESSED-IN TYPE

OEM #	B	D	P	R	Polastorm #
SEMA Series					
58133-ZW1-A15HR	3	14	15	RH	4249-3140-15
58133-ZW1-A17HR	3	14	17	RH	4249-3140-17
58133-ZW1-B17HR	3	14	17	LH	4246-3140-17
58133-ZW1-A19HR	3	14	19	RH	4249-3140-19
58133-ZW1-B19HR	3	14	19	LH	4246-3140-19
58133-ZW1-A21HR	3	14	21	RH	4249-3140-21
58133-ZW1-B21HR	3	14	21	LH	4246-3140-21
58133-ZW1-A23HR	3	14	23	RH	4249-3140-23
58133-ZW1-B23HR	3	14	23	LH	4246-3140-23

Group E 115-250HP / 4-3/4" Gearcase / 15 Tooth Spline

BF 115hp...2011-newer 150hp...2004-newer 225hp...2002-newer
 BF135hp...2004-newer 200hp...2002-newer 250hp...2012-newer

Stainless Steel 3 Blade

IDENTICAL WITH MERCURY E 90CT-400HP PRESSED-IN TYPE

OEM #	B	D	P	R	Polastorm #
STELLA Series					
	3	14 1/2	12	RH	5819-3145-12
	3	14 1/2	13	RH	5819-3145-13
	3	14 1/2	14	RH	5819-3145-14
58133-ZY3-A15AH	3	14 1/2	15	RH	5819-3145-15
	3	15	15	RH	5819-3150-15
	3	15	15	LH	5816-3150-15
	3	14 1/4	16	RH	5819-3143-16
58133-ZY3-A17AH	3	14 1/4	17	RH	5819-3143-17
	3	14 1/4	18	RH	5819-3143-18
58133-ZY3-A19AH	3	14	19	RH	5819-3140-19
58133-ZY3-A21AH	3	14	21	RH	5819-3140-21

Stainless Steel 3 Blade

IDENTICAL WITH MERCURY E 90CT-400HP PRESSED-IN TYPE

OEM #	B	D	P	R	Polastorm #
SALTIST Series					
58133-ZY3-A14HR	3	15	14	RH	5719-3150-14
58133-ZY3-A16HR	3	14 3/4	16	RH	5719-3148-16
58133-ZY3-A17HR	3	14 3/4	17	RH	5719-3148-17
58133-ZY3-B17HR	3	14 3/4	17	LH	5716-3148-17
58133-ZY3-A18HR	3	14 3/4	18	RH	5719-3148-18
58133-ZY3-B18HR	3	14 3/4	18	LH	5716-3148-18
58133-ZY3-A19HR	3	14 3/4	19	RH	5719-3148-19
58133-ZY3-B19HR	3	14 3/4	19	LH	5716-3148-19
58133-ZY3-A20HR	3	14 3/4	20	RH	5719-3148-20
58133-ZY3-B20HR	3	14 3/4	20	LH	5716-3148-20
58133-ZY3-A21HR	3	14 1/2	21	RH	5719-3145-21
58133-ZY3-B21HR	3	14 1/2	21	LH	5716-3145-21
58133-ZY3-A23HR	3	14 1/4	23	RH	5719-3143-23
58133-ZY3-A25HR	3	14 1/4	25	RH	5719-3143-25

Stainless Steel 4 Blade

IDENTICAL WITH MERCURY E 90CT-400HP PRESSED-IN TYPE

OEM #	B	D	P	R	Polastorm #
TORQUEMASTER Series					
58134-ZY3-A15HR	4	14 1/2	15	RH	5319-4145-15
58134-ZY3-B15HR	4	14 1/2	15	LH	5316-4145-15
	4	14 1/2	16	RH	5319-4145-16
58134-ZY3-A17HR	4	14 1/4	17	RH	5319-4143-17
58134-ZY3-B17HR	4	14 1/4	17	LH	5316-4143-17
58134-ZY3-A18HR	4	14 1/8	18	RH	5319-4141-18
58134-ZY3-A19HR	4	14 1/8	19	RH	5319-4141-19
58134-ZY3-B19HR	4	14 1/8	19	LH	5316-4141-19
58134-ZY3-A20HR	4	14	20	RH	5319-4140-20
58134-ZY3-A21HR	4	14	21	RH	5319-4140-21
58134-ZY3-B21HR	4	14	21	LH	5316-4140-21
58134-ZY3-A23HR	4	14	23	RH	5319-4140-23
58134-ZY3-A25HR	4	14	25	RH	5319-4140-25

Stainless Steel 3 Blade

IDENTICAL WITH MERCURY E 90CT-400HP PRESSED-IN TYPE

OEM #	B	D	P	R	Polastorm #
SOLTIGA 3 Series					
	3	15 3/4	13	RH	5519-3158-13
	3	15 3/4	13	LH	5516-3158-13
58133-ZY3-A15LX	3	15 3/4	15	RH	5519-3158-15
58133-ZY3-B15LX	3	15 3/4	15	LH	5516-3158-15
58133-ZY3-A16LX	3	15 5/8	16	RH	5519-3156-16
58133-ZY3-A17LX	3	15 1/2	17	RH	5519-3155-17
58133-ZY3-B17LX	3	15 1/2	17	LH	5516-3155-17
58133-ZY3-A18LX	3	15 3/8	18	RH	5519-3154-18
58133-ZY3-A19LX	3	15 1/4	19	RH	5519-3153-19
58133-ZY3-B19LX	3	15 1/4	19	LH	5516-3153-19
58133-ZY3-A20LX	3	15 1/8	20	RH	5519-3151-20
58133-ZY3-A21LX	3	15	21	RH	5519-3150-21
58133-ZY3-B21LX	3	15	21	LH	5516-3150-21
	3	14 7/8	22	RH	5519-3149-22
	3	14 3/4	23	RH	5519-3148-23
	3	14 1/2	25	RH	5519-3145-25

Pressed In Rubber Hub

ALUMINUM

ALUMINUM

4-6 HP / 12 TOOTH SPLINE

MFS4/5S/6S(4 stroke) M5B(2 stroke)



Aluminum 3 Blade

OEM #	B	D	P	R	Polastorm #
MEGARA Series					
	3	7.8	6	RH	9057-3078-06
48-812949A02	3	7.8	7	RH	9057-3078-07
48-812950A02	3	7.8	8	RH	9057-3078-08
	3	7.8	9	RH	9057-3078-09

8-9.8HP / 2-1/2" GEARCASE / 12 TOOTH SPLINE

8hp(2&4 stroke)...2005-newer 9.8hp(2&4 stroke)...2005-newer

MFS8/9.8(4 stroke);NSF8/9.8(4 stroke)...all years



Aluminum 3 Blade

OEM #	B	D	P	R	Polastorm #
MEGARA Series					
48-897610A10	3	8.5	6.5	RH	9057-3085-06
	3	8.9	7	RH	9057-3089-07
48-897614A10	3	8.5	7.5	RH	9057-3085-08
48-897618A10	3	8.9	8.5	RH	9057-3089-09
	3	8.9	9.5	RH	9057-3089-10

Aluminum 4 Blade HIGH THRUST

OEM #	B	D	P	R	Polastorm #
STELLA Series High Thrust					
	4	8.7	5	RH	9857-4087-05
	4	8.7	7	RH	9857-4087-07

Group A 9.9-18HP / 2-1/2" GEARCASE / 14 TOOTH SPLINE

9.9hp(2 stroke)...1984-newer 12hp...1985-1988 15hp(4 stroke)...2000-newer 18hp(4 stroke)...2001-2008
 9.9hp(4 stroke)...2000-2003 15hp(2 stroke)...1985-newer 18hp(2 stroke)...1985-newer 20hp(4 stroke)...2007-newer
 MFS9.9/15/18/20;MSFMFS9.9/15/18/20...all years



Aluminum 3 Blade

OEM #	B	D	P	R	Polastorm #
SEMA Series					
48-897748A11	3	9 1/4	8	RH	1257-3093-08
48-897750A11	3	9 1/4	9	RH	1257-3093-09
48-897752A11	3	9 1/4	10	RH	1257-3093-10
48-897754A11	3	9 1/4	11	RH	1257-3093-11
	3	9 1/4	12	RH	1257-3093-12

Aluminum 4 Blade HIGH THRUST

OEM #	B	D	P	R	Polastorm #
STELLA Series High Thrust					
	4	10	5	RH	1857-4010-05
	4	10	7	RH	1857-4010-07

Group B 25-30HP / 3" GEARCASE / 10 TOOTH SPLINE

25hp...1986-2001 25hp(4 stroke)...2002-newer 30hp...1985-2001 30hp(4 stroke)...2002-newer
 MFS 25/30(4 stroke) NSF25/30(4 stroke)...all year



Aluminum 3 Blade

OEM #	B	D	P	R	Polastorm #
STELLA Series					
48-896890A10	3	9.9	9	RH	2857-3099-09
48-896892A40	3	9.9	10	RH	2857-3099-10
48-896896A40	3	9.9	11	RH	2857-3099-11
48-896900A40	3	9.9	12	RH	2857-3099-12
	3	9.9	13	RH	2857-3099-13
	3	9.9	14	RH	2857-3099-14

Aluminum 4 Blade HIGH THRUST

OEM #	B	D	P	R	Polastorm #
STELLA Series High Thrust					
	4	10	5	RH	2857-4010-05
	4	10	7	RH	2857-4010-07

Aluminum 4 Blade

OEM #	B	D	P	R	Polastorm #
MEGARA Series					
	4	10.2	11	RH	2057-4102-11
	4	10.2	12	RH	2057-4102-12
	4	10.1	13	RH	2057-4101-13
	4	10.1	14	RH	2057-4101-14
	4	10.1	15	RH	2057-4101-15

Group C 35-60HP / 3 1/4" GEARCASE / 13 TOOTH SPLINE

35hp(35B only)...thru 1984 40hp...1984-newer MFS40...2015-newer 50hp(All except 50C)...1992-
 MFS60A...2019-newer BFT60/60A...2019-newer



Aluminum 3 Blade

OEM #	B	D	P	R	Polastorm #
YANTA Series					
353B64101-0	3	12 1/4	9	RH	3057-3123-09
353B64102-0	3	11 3/4	10	RH	3157-3118-10
353B64103-0	3	11 5/8	11	RH	3157-3117-11
353B64104-0	3	11 3/8	12	RH	3157-3114-12
353B64105-0	3	11 1/8	13	RH	3157-3112-13
353B64106-0	3	11 1/4	14	RH	3157-3113-14
353B64107-0	3	11	15	RH	3157-3110-15

Aluminum 4 Blade

OEM #	B	D	P	R	Polastorm #
MEGARA Series					
	4	10.6	11	RH	3057-4106-11
	4	10.6	12	RH	3057-4106-12
	4	10.3	13	RH	3057-4103-13
	4	10.1	14	RH	3057-4101-14
	4	10.1	15	RH	3057-4101-15

Aluminum 3 Blade

OEM #	B	D	P	R	Polastorm #
SEMA Series					
	3	11 1/2	11	RH	3257-3115-11
	3	11 5/8	12	RH	3257-3116-12
	3	11 1/2	13	RH	3257-3115-13
	3	11 3/8	14	RH	3257-3114-14
	3	11 1/4	15	RH	3257-3113-15
	3	11 1/8	16	RH	3257-3112-16
	3	11	17	RH	3257-3110-17

Pressed In Rubber Hub

ALUMINUM

Group D 60-140HP / 4-1/4" Gearcase / 15 Tooth Spline

IDENTICAL WITH SUZUKI GROUP D 50-140HP IN PAGE 31

60C HP(Large Gearcase)...-1999	70HP TLDI...2002-2009	90HP...1987-2001	115HP...1992-2001
70C HP(Large Gearcase)...-1999	75HP TLDI...2010-newer	90HP TLDI...2001-newer	115HP TLDI...2004-newer
120HP...1988-2003	140HP...1988-2003	MFS75/90/100/115A...2020-newer	



Aluminum 3 Blade

Aluminum 3 Blade

OEM #	B	D	P	R	Polastorm #
MEGARA Series					
3HKB64518-0	3	14	9	RH	4027-3140-09
	3	14	10	RH	4027-3140-10
3HKB64523-0	3	14	11	RH	4027-3140-11
3HKB64527-0	3	14	13	RH	4027-3140-13
3HKB64532-0	3	13 3/4	15	RH	4027-3138-15
3HKB64536-0	3	13 1/4	17	RH	4027-3133-17
3HKB64541-0	3	13	19	RH	4027-3130-19
3HKB64545-0	3	12 3/4	21	RH	4027-3128-21

OEM #	B	D	P	R	Polastorm #
SEMA Series					
	3	14	15	RH	4237-3140-15
58100-90J01-019	3	14	17	RH	4237-3140-17
58100-90J11-019	3	14	19	RH	4237-3140-19
58100-90J21-019	3	14	21	RH	4237-3140-21
58100-90J31-019	3	14	23	RH	4237-3140-23



Aluminum 3 Blade DUAL THRUST

OEM #	B	D	P	R	Polastorm #
YANTA Series DUAL THRUST					
	3	14	9	RH	4127-3140-09DT
	3	14	11	RH	4127-3140-11DT

Aluminum 3 Blade

OEM #	B	D	P	R	Polastorm #
MEGARA Series					
	4	13.8	10	RH	4027-4138-10
	4	13.8	11	RH	4027-4138-11
	4	13.8	13	RH	4027-4138-13
	4	13.4	15	RH	4027-4134-15
	4	13	17	RH	4027-4130-17
	4	12.5	19	RH	4027-4125-19

Group D 60-140HP / 4-1/4" Gearcase / 15 Tooth Spline

BFT60...2014-newer	BFT75...2014-newer	BFT90...2014-newer	BFW60...2014-newer
--------------------	--------------------	--------------------	--------------------

IDENTICAL WITH MERCURY GROUP D 40-140HP CLASSIC PRESSED-IN RUBBER BUSH TYPE IN PAGE 23 .

STAINLESS STEEL

Group A 9.9-18HP / 2-1/2" Gearcase / 14 Tooth Spline

9.9hp(2 stroke)...1984-newer	12hp...1985-1988
9.9hp(4 stroke)...2000-2003	15hp(2 stroke)...1985-newer
15hp(4 stroke)...2000-newer	18hp(4 stroke)...2001-2008
18hp(2 stroke)...1985-newer	20hp(4 stroke)...2007-newer
MFS9.9/15/18/20;MSFMFS9.9/15/18/20...all years	



Stainless Steel 3 Blade

OEM #	B	D	P	R	Polastorm #
SEMA Series					
	3	9 1/4	9	RH	1259-3093-09
	3	9 1/4	10	RH	1259-3093-10
	3	9 1/4	11	RH	1259-3093-11
	3	9 1/4	12	RH	1259-3093-12

Group C 35-60HP / 3 1/4" Gearcase / 13 Tooth Spline

35hp(35B only)...thru 1984	40hp...1984-newer	MFS40...2015-newer	50hp(All except 50C)...1992-
MFS60A...2019-newer	BFT60/60A...2019-newer		



Stainless Steel 3 Blade

OEM #	B	D	P	R	Polastorm #
STELLA Series					
	3	12 1/4	9	RH	3859-3123-09
	3	11 1/2	11	RH	3859-3115-11
	3	11 5/8	12	RH	3859-3116-12
	3	11 1/2	13	RH	3859-3115-13
	3	11 3/8	14	RH	3859-3114-14
	3	11 1/4	15	RH	3859-3113-15

Group B 25-30HP / 3" Gearcase / 10 Tooth Spline

25hp...1986-2001	25hp(4 stroke)...2002-newer
30hp...1985-2001	30hp(4 stroke)...2002-newer
MFS 25/30(4 stroke) NSF25/30(4 stroke)...all year	



Stainless Steel 3 Blade

OEM #	B	D	P	R	Polastorm #
SEMA Series					
	3	10	11	RH	2259-3100-11
	3	10	12	RH	2259-3100-12
	3	10	13	RH	2259-3100-13
	3	10	14	RH	2259-3100-14
	3	10	15	RH	2259-3100-15

Stainless Steel 3 Blade

OEM #	B	D	P	R	Polastorm #
MEGARA Series					
	3	10 7/8	11	RH	3059-3109-11
	3	10 3/4	12	RH	3059-3108-12
	3	10 3/8	13	RH	3059-3104-13
	3	10 3/8	14	RH	3059-3104-14
	3	10 1/4	15	RH	3059-3103-15

Group D 60-140HP / 4-1/4" Gearcase / 15 Tooth Spline

60C HP(Large Gearcase)...-1999	70HP TLDI...2002-2009	90HP...1987-2001	115HP...1992-2001
70C HP(Large Gearcase)...-1999	75HP TLDI...2010-newer	90HP TLDI...2001-newer	115HP TLDI...2004-newer
120HP...1988-2003	140HP...1988-2003	MFS75/90/100/115A...2020-newer	

IDENTICAL WITH SUZUKI GROUP D 50-140HP IN PAGE 34

Pressed In Rubber Hub

ALUMINUM

ALUMINUM

9.8HP 4-STROKE / 12 TOOTH SPLINE

9.8HP 4-Stroke...2012-newer



IDENTICAL WITH TOHATSU 4-6HP IN PAGE 43.

15HP 4-STROKE / 14 TOOTH SPLINE

15HP 4-Stroke...2012-newer



IDENTICAL WITH TOHATSU 8-9.8HP IN PAGE 43.

GROUP A 9.9-18HP / 2-1/2" GEARCASE / 14 TOOTH SPLINE

8HP(4 Stroke)...1996-2005

9.9,15HP(2 Stroke)...1974-2005

9.9,15HP(4 Stroke)...1995-2001

12HP ...2012 - Newer



Aluminum 3 Blade

OEM #	B	D	P	R	Polastorm #
SEMA Series					
763456	3	9 1/4	7	RH	1267-3093-07
763457	3	9 1/4	8	RH	1267-3093-08
763458	3	9 1/4	9	RH	1267-3093-09
778772	3	9 1/4	10	RH	1267-3093-10
778773	3	9 1/4	11	RH	1267-3093-11
	3	9 1/4	12	RH	1267-3093-12

Aluminum 4 Blade HIGH THRUST

OEM #	B	D	P	R	Polastorm #
STELLA Series High Thrust					
	4	10	5	RH	1867-4010-05
	4	10	7	RH	1867-4010-07

9.9-15HP 4-STROKE / 2-1/2" GEARCASE / 10 TOOTH SPLINE

9.9-15HP(4 Stroke)...2002-2007 Original Suzuki



IDENTICAL WITH SUZUKI GROUP A 8-20HP IN PAGE 29.

25-30HP 4-STROKE / 3" GEARCASE / 10 TOOTH SPLINE

25-30HP(4 Stroke)...2004-2007 Original Suzuki



IDENTICAL WITH SUZUKI GROUP B 20-30HP IN PAGE 29.

GROUP B 15-35HP / 3" GEARCASE / 14 TOOTH SPLINE

15HP E-TEC H.O...2011-newer

25HP(Commercial)...1993-2005

25HP E-TEC...2009-newer

30HP E-TEC...2009-newer

20HP 2 Cyl...1984-1997

25HP 2&3 Cyl...1984-newer

30HP 2 Cyl...1984-newer

35HP 2 Cyl...1979-1983

35HP 3 Cyl...1997-2001



Aluminum 3 Blade

OEM #	B	D	P	R	Polastorm #
SEMA Series					
	3	10 1/4	9	RH	2267-3103-09
	3	10 1/4	10	RH	2267-3103-10
765049	3	10 1/4	11	RH	2267-3103-11
765050	3	10 1/4	12	RH	2267-3103-12
778863	3	10 1/4	13	RH	2267-3103-13
	3	10 1/4	14	RH	2267-3103-14
763486	3	10 1/4	15	RH	2267-3103-15

Aluminum 4 Blade

OEM #	B	D	P	R	Polastorm #
MEGARA Series					
	4	10.2	11	RH	2067-4102-11
	4	10.2	12	RH	2067-4102-12
	4	10.1	13	RH	2067-4101-13
	4	10.1	14	RH	2067-4101-14
	4	10.1	15	RH	2067-4101-15

GROUP C 40-75HP / 3 3/8" GEARCASE / 13 TOOTH SPLINE

40 HP...1984-2005

50 HP...1975-2005

60/65 HP...1980-1985

Sprint/Formula E...1986-1992

48 HP...1987-1996

55 HP...1976-1979

75 HP...1975-1985



Aluminum 3 Blade

OEM #	B	D	P	R	Polastorm #
STELLA Series					
763461	3	12 1/2	13	RH	3867-3125-13
778774	3	12 1/4	15	RH	3867-3123-15

40-50HP 4-STROKE / 3 1/4" GEARCASE / 13 TOOTH SPLINE

40,50HP(4 Stroke)...-2007



IDENTICAL WITH SUZUKI GROUP C 35-65HP IN PAGE 30.

Pressed In Rubber Hub

ALUMINUM

ALUMINUM

GROUP D 40-140HP / 4-1/4" Gearcase / 13 TOOTH SPLINE

40HP E-TEC...2004-newer	60HP (4 Stroke)...1998-newer	90HP(Pontoon)...2014-newer	V4 Outboard
45HP 2 Cyl(Commerical)...1986-newer	60HP E-TEC...2004-newer	100HP...1979-1980,1988-1993	85HP...1969-1980,1991-1995
50HP 2 Cyl(Pleasure)...1971-1974	65HP 3 Cyl(Pleasure)...1972-1973	110HP...1986-1989	88HP...1981-1996
50HP 3 Cyl(Pleasure)...1994-1999	65HP 3 Cyl(Commerical)...1984-2001	112HP...1994-1996	90HP...1981-newer
50HP 2 Cyl(Commerical)...1977-1979	65HP 3 Cyl(Pontoon)...2014-newer	115HP...1973-newer	90HP E-TEC...2004-newer
50HP E-TEC...2004-newer	70HP 3 Cyl(Pleasure)...1974-newer	115HP E-TEC...2004-newer	140HP...1977-1984,1986-1994
55HP 2 Cyl(Commerical)...1980-newer	70HP 3 Cyl(Commerical)...1974-2001	120HP...1986-1994	OMC Sterndrives
55HP 3 Cyl...1968-1969	70HP(4 Stroke)...1998-newer	125HP...1971-1972	Model 400 2.3L-3.0L
55HP E-TEC...2009-newer	75HP 3 Cyl(Pleasure)...1975-1984	130HP E-TEC...2004-2010	Cobra 2.3L-3.0L
60HP 3 Cyl...1970-1971,1986-2001	75HP E-TEC...2004-newer	135HP...1973-1976	Sea Drive 1.6L-1.8L



Aluminum 3 Blade

OEM #	B	D	P	R	Polastorm #
MEGARA Series					
763300	3	14	9	RH	4067-3140-09
	3	14	10	RH	4067-3140-10
763301	3	14	11	RH	4067-3140-11
765181	3	14	13	RH	4067-3140-13
765182	3	13 3/4	15	RH	4067-3138-15
765183	3	13 1/4	17	RH	4067-3133-17
765184	3	13	19	RH	4067-3130-19
765185	3	12 3/4	21	RH	4067-3128-21

Aluminum 4 Blade

OEM #	B	D	P	R	Polastorm #
MEGARA Series					
	4	13.8	10	RH	4067-4138-10
	4	13.8	11	RH	4067-4138-11
	4	13.8	13	RH	4067-4138-13
	4	13.4	15	RH	4067-4134-15
	4	13	17	RH	4067-4130-17
	4	12.5	19	RH	4067-4125-19

Aluminum 3 Blade DUAL THRUST

OEM #	B	D	P	R	Polastorm #
YANTA Series DUAL THRUST					
	3	14	9	RH	4167-3140-09DT
	3	14	11	RH	4167-3140-11DT



DF90,115,140HP 4-STROKE / 4 1/4" Gearcase / 15 TOOTH SPLINE

DF90,115,140HP (4 stroke)...2002-2007

IDENTICAL WITH SUZUKI GROUP D 50-140HP IN PAGE 31.



GROUP E 90-300HP / 4 3/4" Gearcase / 15 TOOTH SPLINE

90&115HP Evinrude®E-TEC®,25"Shaft... 2004-newer	130HP V4...1995-1996	185HP V6...1984-1985
90HP V4 (Includes DPX)...1995-newer	130 HP E-TEC (25"Shaft)...2009-2010	225HP V6 (Includes E-TEC)...1986-newer
100 HP...2004-newer	135HP V6...2014-newer	235HP V6...1978-1985
115HP V4(Inc.DPX,DSX,DCX)..1995-newer	140HP (25" Shaft)...1989-1994	250HP V6 (Includes E-TEC)...2001-newer
100 HP V4 Commercial...1984-newer	150HP V6 (Includes E-TEC)...1978-newer	250HP V8 (Includes E-TEC)...1991-newer
115 HP E-TEC(25-Shaft) 2004-newer	150HP V6(Commercial)...1993-newer	275HP V8...1986-1988
115/150HP(Pontoon Series)...2014-newer	155HP V6(Commercial)...1978-newer	300HP V8(Inc.E-TEC)...1988-1995;2009-newer
120-140HP V4...-1985	175/200HP V6(Inc.E-TEC)...1977-newer	2.6L V6...1984-1985
3.6L V8...1986-1987	Sea Drive 2.0L-4.0L	
OMC Sterndrive Model 800,King Cobra, Cobra(Non SX Drive) 3.0L-8.2L		



Aluminum 3 Blade

OEM #	B	D	P	R	Polastorm #
MEGARA Series					
	3	16	11	RH	5067-3160-11
763453	3	16	13	RH	5067-3160-13
765186	3	15 1/4	15	RH	5067-3153-15
765187	3	15	17	RH	5067-3150-17
765188	3	14 1/2	19	RH	5067-3145-19
765189	3	14 1/4	21	RH	5067-3143-21
763470	3	14	23	RH	5067-3140-23

Aluminum 4 Blade

OEM #	B	D	P	R	Polastorm #
TORQUEMASTER Series					
	4	15	13	RH	5367-4150-13
	4	15	15	RH	5367-4150-15
	4	14 1/2	17	RH	5367-4145-17
	4	14 1/4	19	RH	5367-4143-19
	4	14	21	RH	5367-4140-21



Aluminum 3 Blade

OEM #	B	D	P	R	Polastorm #
SOLTIGA 3 Series					
	3	16	13	RH	5567-3160-13
	3	15 3/4	15	LH	5567-3158-15
	3	15 1/2	17	RH	5567-3155-17
	3	15 1/2	17	LH	5568-3155-17
	3	15 1/4	19	RH	5567-3153-19
	3	15 1/4	19	LH	5568-3153-19
	3	15 1/4	20	RH	5567-3153-20
	3	15 1/4	20	LH	5568-3153-20
	3	15 1/4	21	RH	5567-3153-21
	3	15 1/4	21	LH	5568-3153-21
	3	15 1/4	23	RH	5567-3153-23
	3	15 1/4	23	LH	5568-3153-23

Pressed In Rubber Hub

ALUMINUM

OMC COBRA/VOLVO SX DRIVE / 19 TOOTH SPLINE

Cobra SX...1994-Newer Volvo Penta SX Sterndrives 3.0L/4.3L/5.0L/5.7L/5.8L/7.4L/8.2L



Aluminum 3 Blade

OEM #	B	D	P	R	Polastorm #
MEGARA Series					
	3	16	11	RH	5097-3160-11
	3	16	13	RH	5097-3160-13
	3	15 1/4	15	RH	5097-3153-15
	3	15	17	RH	5097-3150-17
	3	14 1/2	19	RH	5097-3145-19
	3	14 1/4	21	RH	5097-3143-21
	3	14	23	RH	5097-3140-23

Aluminum 3 Blade

OEM #	B	D	P	R	Polastorm #
SOLTIGA 3 Series					
	3	16	13	RH	5597-3160-13
	3	15 3/4	15	LH	5597-3158-15
	3	15 1/2	17	RH	5597-3155-17
	3	15 1/2	17	LH	5598-3155-17
	3	15 1/4	19	RH	5597-3153-19
	3	15 1/4	19	LH	5598-3153-19
	3	15 1/4	20	RH	5597-3153-20
	3	15 1/4	20	LH	5598-3153-20
	3	15 1/4	21	RH	5597-3153-21
	3	15 1/4	21	LH	5598-3153-21
	3	15 1/4	23	RH	5597-3153-23
	3	15 1/4	23	LH	5598-3153-23



Aluminum 4 Blade

OEM #	B	D	P	R	Polastorm #
TORQUEMASTER Series					
	4	15	13	RH	5397-4150-13
	4	15	15	RH	5397-4150-15
	4	14 1/2	17	RH	5397-4145-17
	4	14 1/4	19	RH	5397-4143-19
	4	14	21	RH	5397-4140-21

STAINLESS STEEL

GROUP C 40-75HP / 3 3/8" GEARCASE 13 TOOTH SPLINE

40 HP...1984-2005 50 HP...1975-2005 60/65 HP...1980-1985
48 HP...1987-1996 55 HP...1976-1979 75 HP...1975-1985
Sprint/Formula E...1986-1992

Aluminum 3 Blade

OEM #	B	D	P	R	Polastorm #
STELLA Series					
	3	12 1/2	13	RH	3869-3125-13
	3	12 1/4	15	RH	3869-3123-15
	3	12	17	RH	3869-3120-17

40-50HP 4-STROKE / 3 1/4" GEARCASE 13 TOOTH SPLINE

40,50HP(4 Stroke)...-2007

IDENTICAL WITH SUZUKI GROUP C 35-65HP IN PAGE 33.



GROUP D 40-140HP / 4-1/4" GEARCASE / 13 TOOTH SPLINE

40HP E-TEC...2004-newer	60HP (4 Stroke)...1998-newer	90HP(Pontoon)...2014-newer	V4 Outboard
45HP 2 Cyl(Commerical)...1986-newer	60HP E-TEC...2004-newer	100HP...1979-1980,1988-1993	85HP...1969-1980,1991-1995
50HP 2 Cyl(Pleasure)...1971-1974	65HP 3 Cyl(Pleasure)...1972-1973	110HP...1986-1989	88HP...1981-1996
50HP 3 Cyl(Pleasure)...1994-1999	65HP 3 Cyl(Commerical)...1984-2001	112HP...1994-1996	90HP...1981-newer
50HP 2 Cyl(Commerical)...1977-1979	65HP 3 Cyl(Pontoon)...2014-newer	115HP...1973-newer	90HP E-TEC...2004-newer
50HP E-TEC...2004-newer	70HP 3 Cyl(Pleasure)...1974-newer	115HP E-TEC...2004-newer	140HP...1977-1984,1986-1994
55HP 2 Cyl(Commerical)...1980-newer	70HP 3 Cyl(Commerical)...1974-2001	120HP...1986-1994	OMC Sterndrives
55HP 3 Cyl...1968-1969	70HP(4 Stroke)...1998-newer	125HP...1971-1972	Model 400 2.3L-3.0L
55HP E-TEC...2009-newer	75HP 3 Cyl(Pleasure)...1975-1984	130HP E-TEC...2004-2010	Cobra 2.3L-3.0L
60HP 3 Cyl...1970-1971,1986-2001	75HP E-TEC...2004-newer	135HP...1973-1976	Sea Drive 1.6L-1.8L

Stainless Steel 3 Blade

OEM #	B	D	P	R	Polastorm #
STELLA Series					
763957	3	13 3/4	13	RH	4869-3138-13
	3	13 1/2	14	RH	4869-3135-14
763950	3	13 1/2	15	RH	4869-3135-15
763951	3	13 1/4	17	RH	4869-3133-17
763952	3	13	19	RH	4869-3130-19
389512	3	13	21	RH	4869-3130-21

Stainless Steel 3 Blade

OEM #	B	D	P	R	Polastorm #
STELLA PLUS Series					
	3	13 1/2	16	RH	4969-3135-16
	3	13 1/2	17	RH	4969-3135-17
763953	3	13 1/2	18	RH	4969-3135-18
	3	13 1/2	19	RH	4969-3135-19
763954	3	13 1/2	20	RH	4969-3135-20
	3	13 1/2	21	RH	4969-3135-21

Stainless Steel 4 Blade

OEM #	B	D	P	R	Polastorm #
TORQUEMASTER Series					
	4	13 1/2	13	RH	4369-4135-13
	4	13 1/2	13	LH	4366-4135-13
763965	4	13 1/4	15	RH	4369-4133-15
	4	13 1/4	15	LH	4366-4133-15
763966	4	13	17	RH	4369-4130-17
	4	13	17	LH	4366-4130-17
763967	4	13	19	RH	4369-4130-19
	4	13	19	LH	4366-4130-19
763968	4	13	21	RH	4369-4130-21
	4	13	21	LH	4366-4130-21

GROUP E 90-300HP / 4 3/4" GEARCASE / 15 TOOTH SPLINE

90&115HP Evinrude®E-TEC®,25"Shaft... 2004-newer	130HP V4...1995-1996	185HP V6...1984-1985
90HP V4 (Includes DPX)...1995-newer	130 HP E-TEC (25"Shaft)...2009-2010	225HP V6 (Includes E-TEC)...1986-newer
100 HP...2004-newer	135HP V6...2014-newer	235HP V6...1978-1985
115HP V4(Inc.DPX,DSX,DCX)...1995-newer	140HP (25" Shaft)...1989-1994	250HP V6 (Includes E-TEC)...2001-newer
100 HP V4 Commercial...1984-newer	150HP V6 (Includes E-TEC)...1978-newer	250HP V8 (Includes E-TEC)...1991-newer
115 HP E-TEC(25-Shaft) 2004-newer	150HP V6(Commercial)...1993-newer	275HP V8...1986-1988
115/150HP(Pontoon Series)...2014-newer	155HP V6(Commercial)...1978-newer	300HP V8(Inc.E-TEC)...1988-1995;2009-newer
120-140HP V4...-1985	175/200HP V6(Inc.E-TEC)...1977-newer	2.6L V6...1984-1985
3.6L V8...1986-1987	Sea Drive 2.0L-4.0L	

OMC Sterndrive Model 800,King Cobra, Cobra(Non SX Drive) 3.0L-8.2L

Stainless Steel 3 Blade

OEM #	B	D	P	R	Polastorm #
SALTIST Series					
763912	3	14 3/4	16	RH	5769-3148-16
763914	3	14 3/4	17	RH	5769-3148-17
763915	3	14 3/4	17	LH	5766-3148-17
763916	3	14 3/4	18	RH	5769-3148-18
763917	3	14 3/4	18	LH	5766-3148-18
763918	3	14 3/4	19	RH	5769-3148-19
763919	3	14 3/4	19	LH	5766-3148-19
763920	3	14 3/4	20	RH	5769-3148-20
763921	3	14 3/4	20	LH	5766-3148-20
763922	3	14 1/2	21	RH	5769-3145-21
763923	3	14 1/2	21	LH	5766-3145-21
	3	14 1/4	23	RH	5769-3143-23
	3	14 1/4	25	RH	5769-3143-25

Stainless Steel 4 Blade

OEM #	B	D	P	R	Polastorm #
TORQUEMASTER Series					
763936	4	14 1/2	15	RH	5369-4145-15
763925	4	14 1/2	15	LH	5366-4145-15
	4	14 1/2	16	RH	5369-4145-16
763938	4	14 1/4	17	RH	5369-4143-17
763939	4	14 1/4	17	LH	5366-4143-17
763940	4	14 1/8	18	RH	5369-4141-18
763942	4	14 1/8	19	RH	5369-4141-19
763943	4	14 1/8	19	LH	5366-4141-19
763944	4	14	20	RH	5369-4140-20
763946	4	14	21	RH	5369-4140-21
763946	4	14	21	LH	5366-4140-21
	4	14	23	RH	5369-4140-23
	4	14	25	RH	5369-4140-25

Stainless Steel 3 Blade

OEM #	B	D	P	R	Polastorm #
SOLTIGA 3 Series					
763984	3	15 3/4	15	RH	5569-3158-15
763985	3	15 3/4	15	LH	5566-3158-15
	3	15 5/8	16	RH	5569-3156-16
763986	3	15 1/2	17	RH	5569-3155-17
763987	3	15 1/2	17	LH	5566-3155-17
763988	3	15 3/8	18	RH	5569-3154-18
763990	3	15 1/4	19	RH	5569-3153-19
763991	3	15 1/4	19	LH	5566-3153-19
763992	3	15 1/8	20	RH	5569-3151-20
763994	3	15	21	RH	5569-3150-21
763995	3	15	21	LH	5566-3150-21
	3	14 7/8	22	RH	5569-3149-22
	3	14 3/4	23	RH	5569-3148-23
	3	14 1/2	25	RH	5569-3145-25

OMC COBRA/VOLVO SX DRIVE / 19 TOOTH SPLINE

Cobra SX...1994-Newer Volvo Penta SX Sterndrives 3.0L/4.3L/5.0L/5.7L/5.8L/7.4L/8.2L



Stainless Steel 3 Blade

OEM #	B	D	P	R	Polastorm #
SALTIST Series					
	3	15	14	RH	5799-3150-14
	3	14 3/4	16	RH	5799-3148-16
	3	14 3/4	17	RH	5799-3148-17
	3	14 3/4	17	LH	5796-3148-17
	3	14 3/4	18	RH	5799-3148-18
	3	14 3/4	18	LH	5796-3148-18
	3	14 3/4	19	RH	5799-3148-19
	3	14 3/4	19	LH	5796-3148-19
	3	14 3/4	20	RH	5799-3148-20
	3	14 3/4	20	LH	5796-3148-20
	3	14 1/2	21	RH	5799-3145-21
	3	14 1/2	21	LH	5796-3145-21
	3	14 1/4	23	RH	5799-3143-23
	3	14 1/4	25	RH	5799-3143-25

Stainless Steel 4 Blade

OEM #	B	D	P	R	Polastorm #
TORQUEMASTER Series					
	4	14 1/2	15	RH	5399-4145-15
	4	14 1/2	15	LH	5396-4145-15
	4	14 1/2	16	RH	5399-4145-16
	4	14 1/4	17	RH	5399-4143-17
	4	14 1/4	17	LH	5396-4143-17
	4	14 1/8	18	RH	5399-4141-18
	4	14 1/8	19	RH	5399-4141-19
	4	14 1/8	19	LH	5396-4141-19
	4	14	20	RH	5399-4140-20
	4	14	21	RH	5399-4140-21
	4	14	21	LH	5396-4140-21
	4	14	23	RH	5399-4140-23
	4	14	25	RH	5399-4140-25





STELLA



STELLA PLUS



TORQUEMASTER



YANTA



SALTIST



SOLTIGA



SEMA

POLEAX

Interchangeable Hub Series



Series Definition

Series Definition	
MEGARA Series	Similar to Mercury Blade Shape.
YANTA Series	Similar to Yamaha Blade Shape.
SEMA Series	Similar to Suzuki Blade Shape.
STELLA Series	Similar to Solas Rubex NS3, Solas New Saturn, Yamaha Reliance, Mercury Vengeance, Michigan Apollo.
STELLA PLUS Series	Similar to Mercury Laser II, Michigan Ballistic.
TORQUEMASTER Series	Similar to Solas Rubex HR4, Solas HR Titan 4, Mercury Spitfire X7, Mercury Revolution 4, Yamaha Talon SS4.
SALTIST Series	Similar to Solas Rubex HR3, Solas HR Titan 3, Mercury Enertia, Yamaha Performance 3.
SOLTIGA 3 Series	Similar to Solas Lexor, Solas Rubex L3, Mercury Mirage Plus, Yamaha Salt Water Series II
SOLTIGA 4 Series	Similar to Solas Rubex L4, Solas Lexor 4, Yamaha HS4, Mercury Revolution 4.
NORDIC Series	Recommended for OXE/COX Diesel

Interchangeable Hub Series

ALUMINUM

POLEAX ALUMINUM

Group C 25-70HP / 3-1/4" GEARGCASE



POLAFLEX HUB KITS ARE REQUIRED FOR INSTALLATION.

Aluminum 3 Blade

B	D	P	R	Polastorm #
YANTA Series				
3	11 3/4	10	RH	3187-3118-10
3	11 5/8	11	RH	3187-3117-11
3	11 3/8	12	RH	3187-3114-12
3	11 1/8	13	RH	3187-3112-13
3	11 1/4	14	RH	3187-3113-14
3	11	15	RH	3187-3110-15

Aluminum 3 Blade

B	D	P	R	Polastorm #
MEGARA Series				
3	12 1/4	9	RH	3087-3123-09
3	11 1/4	10	RH	3087-3113-10
3	10 7/8	11	RH	3087-3109-11
3	10 3/4	12	RH	3087-3108-12
3	10 5/8	12	RH	3087-3107-12
3	10 1/2	13	RH	3087-3105-13
3	10 3/8	13	RH	3087-3104-13
3	10 3/8	14	RH	3087-3104-14
3	10 1/4	14	RH	3087-3103-14
3	10 1/8	15	RH	3087-3102-15

Aluminum 3 Blade

B	D	P	R	Polastorm #
SEMA Series				
3	11 5/8	12	RH	3287-3117-12
3	11 1/2	13	RH	3287-3115-13
3	11 3/8	14	RH	3287-3114-14
3	11 1/4	15	RH	3287-3113-15
3	11 1/8	16	RH	3287-3112-16
3	11	17	RH	3287-3110-17

Aluminum 4 Blade

B	D	P	R	Polastorm #
MEGARA Series				
4	10.6	11	RH	3087-4106-11
4	10.6	12	RH	3087-4106-12
4	10.3	13	RH	3087-4103-13
4	10.1	14	RH	3087-4101-14
4	10.1	15	RH	3087-4101-15



MEGARA-4



YANTA



MEGARA



SEMA

Group D 40-140HP / 4-1/4" GEARGCASE



POLAFLEX HUB KITS ARE REQUIRED FOR INSTALLATION.

Aluminum 3 Blade

B	D	P	R	Polastorm #
MEGARA Series *				
3	14	9	RH	4087-3140-09
3	14	10	RH	4087-3140-10
3	14	11	RH	4087-3140-11
3	14	13	RH	4087-3140-13
3	13 3/4	15	RH	4087-3138-15
3	13 1/4	17	RH	4087-3133-17
3	13	19	RH	4087-3130-19
3	12 3/4	21	RH	4087-3128-21

Aluminum 3 Blade

B	D	P	R	Polastorm #
YANTA Series (Semi Cleaver Blade) *				
3	14	9	RH	4187-3140-09
3	14	11	RH	4187-3140-11
3	13 5/8	12	RH	4187-3137-12
3	13 5/8	13	RH	4187-3137-13
3	13 5/8	14	RH	4187-3137-14
3	13 1/2	15	RH	4187-3135-15
3	13 1/4	17	RH	4187-3133-17
3	13	19	RH	4187-3130-19
3	12 5/8	21	RH	4187-3127-21



MEGARA



MEGARA-4

Aluminum 4 Blade

B	D	P	R	Polastorm #
MEGARA Series *				
4	13.8	10	RH	4087-4138-10
4	13.8	11	RH	4087-4138-11
4	13.8	13	RH	4087-4138-13
4	13.4	15	RH	4087-4134-15
4	13	17	RH	4087-4130-17
4	12.5	19	RH	4087-4125-19

Aluminum 3 Blade DUAL THRUST

B	D	P	R	Polastorm #
YANTA Series DUAL THRUST *				
3	14	9	RH	4187-3140-09DT
3	14	11	RH	4187-3140-11DT



YANTA DUAL THRUST

* Prop is not suitable for OMC/BRP/JOHNSON and 2-Stroke Suzuki with 13 spline tooth shaft.

Interchangeable Hub Series

ALUMINUM

POLEAX ALUMINUM

Group D VX 40-140HP / 4-1/4" GEARGCASE



POLAFLEX HUB KITS ARE REQUIRED FOR INSTALLATION.

Aluminum 3 Blade

B	D	P	R	Polastorm #
MEGARA VX Series **				
3	14	9	RH	4087-3140-09VX
3	14	10	RH	4087-3140-10VX
3	14	11	RH	4087-3140-11VX
3	14	13	RH	4087-3140-13VX
3	13 3/4	15	RH	4087-3138-15VX
3	13 1/4	17	RH	4087-3133-17VX
3	13	19	RH	4087-3130-19VX
3	12 3/4	21	RH	4087-3128-21VX

** Prop comes with spacer ring.

Put the ring on before installation except for OMC/BRP/JOHNSON and 2-Stroke Suzuki with 13 spline tooth shaft.

Aluminum 4 Blade

B	D	P	R	Polastorm #
MEGARA VX Series **				
4	13.8	10	RH	4087-4138-10VX
4	13.8	11	RH	4087-4138-11VX
4	13.8	13	RH	4087-4138-13VX
4	13.4	15	RH	4087-4134-15VX
4	13	17	RH	4087-4130-17VX
4	12.5	19	RH	4087-4125-19VX

Aluminum 3 Blade DUAL THRUST

B	D	P	R	Polastorm #
YANTA Series DUAL THRUST **				
3	14	9	RH	4187-3140-09DTX
3	14	11	RH	4187-3140-11DTX

Group E 115HP&UP / 4-3/4" GEARGCASE



POLAFLEX HUB KITS ARE REQUIRED FOR INSTALLATION.

Aluminum 3 Blade

B	D	P	R	Polastorm #
MEGARA Series				
3	16	11	RH	5087-3160-11
3	16	13	RH	5087-3160-13
3	14 1/2	15	RH	5087-3145-15
3	15 1/4	15	RH	5087-3153-15
3	15	17	RH	5087-3150-17
3	14 1/2	19	RH	5087-3145-19
3	14 1/4	21	RH	5087-3143-21
3	14	23	RH	5087-3140-23

Aluminum 3 Blade

B	D	P	R	Polastorm #
YANTA Series				
3	15 1/4	15	RH	5187-3153-15
3	14 1/2	17	RH	5187-3145-17
3	14	19	RH	5187-3140-19
3	13 3/4	21	RH	5187-3138-21

Aluminum 4 Blade

B	D	P	R	Polastorm #
TORQUEMASTER Series				
4	15	13	RH	5387-4150-13
4	14 1/2	15	RH	5387-4145-15
4	15	15	RH	5387-4150-15
4	14 1/2	17	RH	5387-4145-17
4	14 1/4	19	RH	5387-4143-19
4	14	21	RH	5387-4140-21

Aluminum 3 Blade

B	D	P	R	Polastorm #
SOLTIGA 3 Series				
3	16	13	RH	5587-3160-13
3	15 3/4	15	LH	5587-3158-15
3	15 1/2	17	RH	5587-3155-17
3	15 1/2	17	LH	5588-3155-17
3	15 1/4	19	RH	5587-3153-19
3	15 1/4	19	LH	5588-3153-19
3	15 1/4	20	RH	5587-3153-20
3	15 1/4	20	LH	5588-3153-20
3	15 1/4	21	RH	5587-3153-21
3	15 1/4	21	LH	5588-3153-21
3	15 1/4	23	RH	5587-3153-23
3	15 1/4	23	LH	5588-3153-23



SEMA



TORQUEMASTER

Aluminum 3 Blade

B	D	P	R	Polastorm #
SEMA Series				
3	16	17	RH	5287-3160-17
3	16	17	LH	5288-3160-17
3	16	18 1/2	RH	5287-3160-18
3	16	18 1/2	LH	5288-3160-18
3	16	20	RH	5287-3160-20
3	16	20	LH	5288-3160-20
3	16	21 1/2	RH	5287-3160-22
3	16	21 1/2	LH	5288-3160-22
3	16	23	RH	5287-3160-23
3	16	23	LH	5288-3160-23

POLEAX STAINLESS STEEL

Group C 25-70HP / 3-1/4" GEARGCASE


 POLAFLEX HUB KITS ARE REQUIRED FOR INSTALLATION.

Stainless Steel 3 Blade

B	D	P	R	Polastorm #
STELLA Series				
3	12 1/4	9	RH	3889-3123-09
3	11 1/2	11	RH	3889-3115-11
3	11 5/8	12	RH	3889-3116-12
3	11 1/2	13	RH	3889-3115-13
3	11 3/8	14	RH	3889-3114-14
3	11 1/4	15	RH	3889-3113-15

Stainless Steel 3 Blade

B	D	P	R	Polastorm #
MEGARA Series				
3	10 7/8	11	RH	3089-3109-11
3	10 3/4	12	RH	3089-3108-12
3	10 3/8	13	RH	3089-3104-13
3	10 3/8	14	RH	3089-3104-14
3	10 1/4	15	RH	3089-3103-15



STELLA

MEGARA

Group D 40-140HP / 4-1/4" GEARGCASE

 POLAFLEX HUB KITS ARE REQUIRED FOR INSTALLATION.

Stainless Steel 3 Blade

B	D	P	R	Polastorm #
STELLA VX Series **				
3	13 3/4	13	RH	4889-3138-13
3	13 1/2	14	RH	4889-3135-14
3	13 1/2	15	RH	4889-3135-15
3	13 1/2	15	LH	4886-3135-15
3	13 1/2	16	RH	4889-3135-16
3	13 1/4	17	RH	4889-3133-17
3	13	19	RH	4889-3130-19
3	13	21	RH	4889-3130-21

Stainless Steel 3 Blade

B	D	P	R	Polastorm #
SEMA Series *				
3	14	15	RH	4289-3140-15
3	14	17	RH	4289-3140-17
3	14	17	LH	4286-3140-17
3	14	19	RH	4289-3140-19
3	14	19	LH	4286-3140-19
3	14	21	RH	4289-3140-21
3	14	21	LH	4286-3140-21
3	14	23	RH	4289-3140-23
3	14	23	LH	4286-3140-23

Stainless Steel 4 Blade

B	D	P	R	Polastorm #
TORQUEMASTER VX Series **				
4	13 1/2	13	RH	4389-4135-13
4	13 1/2	13	LH	4386-4135-13
4	13 1/4	15	RH	4389-4133-15
4	13 1/4	15	LH	4386-4133-15
4	13	17	RH	4389-4130-17
4	13	17	LH	4386-4130-17
4	13	19	RH	4389-4130-19
4	13	19	LH	4386-4130-19
4	13	21	RH	4389-4130-21
4	13	21	LH	4386-4130-21
4	13	21	LH	4386-4130-21

Stainless Steel 3 Blade

B	D	P	R	Polastorm #
STELLA PLUS VX Series **				
3	13 1/2	15	RH	4989-3135-15
3	13 1/2	16	RH	4989-3135-16
3	13 1/2	17	RH	4989-3135-17
3	13 1/2	18	RH	4989-3135-18
3	13 1/2	19	RH	4989-3135-19
3	13 1/2	20	RH	4989-3135-20
3	13 1/2	21	RH	4989-3135-21
3	13 1/2	22	RH	4989-3135-22



TORQUEMASTER

STELLA

SEMA

STELLA PLUS

POLEAX STAINLESS STEEL

Group E 115HP&UP / 4-3/4" GEARGCASE

 POLAFLEX HUB KITS ARE REQUIRED FOR INSTALLATION.

Stainless Steel 3 Blade

B	D	P	R	Polastorm #
YANTA Series				
3	13 3/4	17	RH	5189-3138-17
3	13 3/4	17	LH	5186-3138-17
3	13 3/4	19	RH	5189-3138-19
3	13 3/4	19	LH	5186-3138-19
3	13 3/4	21	RH	5189-3138-21
3	13 3/4	21	LH	5186-3138-21
3	13 3/8	23	RH	5189-3134-23
3	13 3/8	23	LH	5186-3134-23

Stainless Steel 3 Blade

B	D	P	R	Polastorm #
STELLA Series				
3	14 1/2	12	RH	5889-3145-12
3	14 1/2	13	RH	5889-3145-13
3	14 1/2	14	RH	5889-3145-14
3	14 1/2	15	RH	5889-3145-15
3	14 1/2	15	RH	5886-3145-15
3	15	15	RH	5889-3150-15
3	15	15	LH	5886-3150-15
3	14 1/4	16	RH	5889-3143-16
3	14 1/4	17	RH	5889-3143-17
3	14 1/4	18	RH	5889-3143-18
3	14	19	RH	5889-3140-19
3	14	21	RH	5889-3140-21

Stainless Steel 3 Blade

B	D	P	R	Polastorm #
SALTIST Series				
3	15	14	RH	5789-3150-14
3	14 3/4	16	RH	5789-3148-16
3	14 3/4	17	RH	5789-3148-17
3	14 3/4	17	LH	5786-3148-17
3	14 3/4	18	RH	5789-3148-18
3	14 3/4	18	LH	5786-3148-18
3	14 3/4	19	RH	5789-3148-19
3	14 3/4	19	LH	5786-3148-19
3	14 3/4	20	RH	5789-3148-20
3	14 3/4	20	LH	5786-3148-20
3	14 1/2	21	RH	5789-3145-21
3	14 1/2	21	LH	5786-3145-21
3	14 1/4	23	RH	5789-3143-23
3	14 1/4	25	RH	5789-3143-25

Stainless Steel 4 Blade

B	D	P	R	Polastorm #
TORQUEMASTER Series				
4	14 1/2	14	RH	5389-4145-14
4	14 1/2	15	RH	5389-4145-15
4	14 1/2	15	LH	5386-4145-15
4	14 1/2	16	RH	5389-4145-16
4	14 1/2	16	LH	5386-4145-16
4	14 1/4	17	RH	5389-4143-17
4	14 1/4	17	LH	5386-4143-17
4	14 1/8	18	RH	5389-4141-18
4	14 1/8	19	RH	5389-4141-19
4	14 1/8	19	LH	5386-4141-19
4	14	20	RH	5389-4140-20
4	14	21	RH	5389-4140-21
4	14	21	LH	5386-4140-21
4	14	23	RH	5389-4140-23
4	14	25	RH	5389-4140-25
TORQUEMASTER PLUS Series				
4	16	15	RH	5389-4160-15
4	16	15	LH	5386-4160-15

Stainless Steel 3 Blade

B	D	P	R	Polastorm #
SOLTIGA 3 Series				
3	15 3/4	13	RH	5589-3158-13
3	15 3/4	13	LH	5586-3158-13
3	15 3/4	15	RH	5589-3158-15
3	15 3/4	15	LH	5586-3158-15
3	15 5/8	16	RH	5589-3156-16
3	15 1/2	17	RH	5589-3155-17
3	15 1/2	17	LH	5586-3155-17
3	15 3/8	18	RH	5589-3154-18
3	15 1/4	19	RH	5589-3153-19
3	15 1/4	19	LH	5586-3153-19
3	15 1/8	20	RH	5589-3151-20
3	15	21	RH	5589-3150-21
3	15	21	LH	5586-3150-21
3	14 7/8	22	RH	5589-3149-22
3	14 3/4	23	RH	5589-3148-23
3	14 1/2	25	RH	5589-3145-25

Stainless Steel 3 Blade

B	D	P	R	Polastorm #
SEMA Series				
3	16	17	RH	5289-3160-17
3	16	17	LH	5286-3160-17
3	16	18 1/2	RH	5289-3160-19
3	16	18 1/2	LH	5286-3160-19
3	16	20	RH	5289-3160-20
3	16	20	LH	5286-3160-20
3	15 3/4	21	RH	5289-3158-21
3	15 3/4	21	LH	5286-3158-21
3	16	21 1/2	RH	5289-3160-22
3	16	21 1/2	LH	5286-3160-22
3	16	23	RH	5289-3160-23
3	16	23	LH	5286-3160-23

Stainless Steel 4 Blade

B	D	P	R	Polastorm #
SOLTIGA 4 Series				
4	15 1/4	18	RH	5689-4153-18
4	15 1/4	18	LH	5686-4153-18
4	15 1/4	20	RH	5689-4153-20
4	15 1/4	20	LH	5686-4153-20
4	15 1/4	22	RH	5689-4153-22
4	15 1/4	22	LH	5686-4153-22

Stainless Steel 3 Blade

B	D	P	R	Polastorm #
NORDIC-MEGARA Series				
3	17	11	RH	5089-3170-11
3	17	11	LH	5086-3170-11
3	17	13	RH	5089-3170-13
3	17	13	LH	5086-3170-13

* Prop is not suitable for OMC/BRP/JOHNSON and 2-Stroke Suzuki with 13 spline tooth shaft.

** Prop comes with spacer ring. Put the ring on before installation except for OMC/BRP/JOHNSON and 2-Stroke Suzuki with 13 spline tooth shaft.



POLAFLEX Hub Kits


For Interchangeable Propeller

MERCURY

Engine Application	Group	Material	Code
13 spline tooth 3 1/4" Gearcase 25 HP Bigfoot 1999-05,30 HP Bigfoot 2010 and Newer,30HP (2 & 4-Stroke)1994-05,30 HP (Sea Pro/Marathon) 1994 & Newer, 35 HP 1984-89, 402 & 500 Models 1974-84,40 - 50 HP (2 & 4-Stroke,Not Bigfoot) 1997 & Newer, 45 HP 1986-1989,48 HP (Mariner) All Years,55 HP (Sea Pro/Marathon) 1995 & Newer, 60 HP (Mariner) 1976,60 HP (2 & 4-Stroke, Not Bigfoot or Sea Pro/Marathon) 1978 & Newer, 65 HP(Includes Model 650) 1972-1976,70 HP(Includes Model 700) thru 1983,80 HP (Mariner) 1977	C 25-70HP	Brass Core & Rubber	F11
		Aluminum Core & Rubber	F11A
15 spline tooth 4 1/4" Gearcase 40-60 HP Bigfoot, 40-140 HP (except 135 HP) V4 Gearcase 1978 & Newer	D 40-140HP	Brass Core & Rubber	F21
		Brass Core & Composite	M21
15 spline tooth 4-3/4" Gearcase 90HP, 115HP (Command Thrust) 2014 & Newer, 135 HP 1987 & Newer, 150-300 HP 1978 & Newer Mercuriser Alpha One & Bravo One (less than 400HP)	E 90CT-400HP	Brass Core & Rubber	F21
		Brass Core & Composite	M21
Models with 1 1/4" engine shaft; 19 spline tooth	E+	SS Core & Rubber	F51

YAMAHA

Engine Application	Group	Material	Code
13 spline tooth 3-1/2" Gearcase T25 HP2010-2018, F30 (4-Stroke)2001 -05, F40 (4-Stroke) 1999& Newer, F50 (4-Stroke) 1995 & Newer, F60 (4-Stroke) 1999 & Newer, 40 HP & 50 HP (not T50) 1984 & Newer, 48 HP 1995-00,55 HP 1976-95,60 HP 1976-91 (not T60)	C 25-60HP	Brass Core & Rubber	F12
		Aluminum Core & Rubber	F12A
15 spline tooth 4 1/4" Gearcase T50 1996 & Newer,T60 2003 & Newer, 60 HP (not F60) 1992-05,70-100 HP (not F75B, F90B & F100B) 1984 & Newer	D 50-100HP	Brass Core & Rubber	F22
15 spline tooth 4 1/4" Gearcase 80-140 hp...1977-1983	D 80-140HP	Brass Core & Rubber	F21
		Brass Core & Composite	M21
15 spline tooth 4 1/4" Gearcase F75B & F90B & F100B/115 HP & 130 HP 1984 & Newer, FI 15 (4-Stroke) 2000 & Newer	D 75-130HP	Brass Core & Rubber	F23
15 tooth spline 4-3/4" Gearcase 150-175HP...1978-1983	E 150-175HP	Brass Core & Rubber	F21
		Brass Core & Composite	M21
15 tooth spline 4-3/4" Gearcase 150-225 HP 1984 & Newer; 250 HP 1984 & Newer, 15 tooth spline; 300 HP (4 Stroke V6 Engine) 2004-2007 & 2010 & Newer; Sterndrives 1989-1993; 200 -250 HP VMAX SHO V6	E 150-300HP	Brass Core & Rubber	F23
17 tooth spline 5-1/4" Gearcase 300 HP (4-stroke V8 Engine) ; 350 HP (4-stroke V8 Engine)	E+ 300/350HP	Brass Core & Rubber	F41



POLAFLEX Hub Kits

For Interchangeable Propeller

Hub Kits

SUZUKI

Engine Application	Group	Material	Code
13 spline tooth 3-1/4" Gearcase DT 35C 1987-89, DT 40 1983-98z DF 40 & DF 50 (4-Stroke) 1999-10, DF 40A & DF 50A (4-Stroke) 2011 & Newer, DT 50 & 50M 1983-84, DT 55 1985-97, DT 60 1983-84, DF 60A (4-Stroke) 2010 & Newer, DT 65 1985-97	C 35-65HP	Brass Core & Rubber	F13
		Aluminum Core & Rubber	F13A
13 spline tooth 4 1/4" Gearcase DF 60 (4-Stroke) 1998-09, DF 70 (4-Stroke) 1998-08, DT 75-140 HP 1979-01	D 60-140HP	Brass Core & Rubber	F24
15 spline tooth 4 1/4" Gearcase DF70A/DF80A/DF90A(4 Stroke)...2009-present	D DF70-90HP	Brass Core & Rubber	F25
15 spline tooth 4 1/4" Gearcase DF90(4 Stroke)...2001-2008; ; DF100(4 Stroke)...2009-present ; DF115(4 Stroke)...2001-2012	D DF90-115HP	Brass Core & Rubber	F26
15 spline tooth 4 1/4" Gearcase DF115A&140A(4-stroke)...2013-present ; DF140(4-stroke)...2002-2012	D DF115-140HP	Brass Core & Rubber	F27
15 tooth spline 4-3/4" Gearcase DT150-225hp(2 stroke)...1986-present ; DF150-300hp(4 stroke)...All years	E 150-300HP	Brass Core & Rubber	F28

HONDA

Engine Application	Group	Material	Code
13 spline tooth 3 1/4" Gearcase BF 35 & BF 45 1991 -94, BF 40,50, & 50A 1995 & Newer, BF 60 2010 & Newer	C 35-60HP	Brass Core & Rubber	F14
		Aluminum Core & Rubber	F14A
15 spline tooth 4 1/4" Gearcase BFP 60 2010 & Newer, BF 75 & BF 90 1999 & Newer, BF80 & BF100 2013 & Newer. BF115 1998-10, BF 130 1998-04	D 60-130HP	Brass Core & Rubber	F29
15 spline tooth 4 1/4" Gearcase BF 75-90hp...1995-1998	D 75-90HP	Brass Core & Rubber	F21
		Brass Core & Composite	M21
15 tooth spline 4-3/4" Gearcase BF115D 2011 & Newer, BF 135-250hp 2002 & Newer	E 115-250HP	Brass Core & Rubber	F29





POLAFLEX Hub Kits

For Interchangeable Propeller

TOHATSU & NISSAN

Engine Application	Group	Material	Code
13 tooth spline 3-1/4" Gearcase 35 HP (35B only) Thru 1984, 40 HP 1984 & Newer, 50 HP (All except 50C) 1992 & Newer	C 35-50HP	Brass Core & Rubber	F15
		Aluminum Core & Rubber	F15A
15 spline tooth 4 1/4" Gearcase 60-140 HP (except 60A, 70Af & 70B) 1987 & Newer; MFS75A-115A 2020 & Newer	D 60-140HP	Brass Core & Rubber	F30
15 tooth spline 4-3/4" Gearcase BFT115-250 HP 2014 & Newer	E 115-250HP	Brass Core & Rubber	F29

BRP, JOHNSON, EVINRUDE

Engine Application	Group	Material	Code
13 tooth spline 3-1/4" Gearcase 40 & 50 HP (4-Stroke) 1999-05	C 40/50HP	Brass Core & Rubber	F13
		Aluminum Core & Rubber	F13A
13 spline tooth 4 1/4" Gearcase (Large Gearcase) 40-75 HP (Large Gearcase) 1968 & Newer, 85-140 HP 1969 & Newer	D 40-140HP	Brass Core & Rubber	F31
13 spline tooth 4 1/4" Gearcase 60 & 70 HP (4-Stroke) 1998 & Newer	D 60/70HP	Brass Core & Rubber	F24
15 spline tooth 4 1/4" Gearcase 90 & 115 HP (4-Stroke) 2002-07	D 90/115HP	Brass Core & Rubber	F26
15 spline tooth 4 1/4" Gearcase 140 HP (4-Stroke) 2002-07	D 140HP	Brass Core & Rubber	F27
15 tooth spline 4-3/4" Gearcase 90-300 HP 1991 & Newer	E 90-300HP	Brass Core & Rubber	F32
15 tooth spline 4-3/4" Gearcase 90-300 HP 1976-1990	E 90-300HP	Brass Core & Rubber	F33
15 tooth spline 4-3/4" Gearcase 200 & 225 HP (4-Stroke) 2004-2005	E 200/225HP	Brass Core & Rubber	F28
15 tooth spline 4-3/4" Gearcase 150-300 HP G2 Engine 2014 & Newer	E 150-300HP	Brass Core & Rubber	F34

POLAFLEX Hub Kits

For Interchangeable Propeller

Hub Kits



OMC/COBRA STERNDRIVE

Engine Application	Group	Material	Code
13 tooth spline 4-1/4" Gearcase Model 400 Cobra 1978-1991	D	Brass Core & Rubber	F31
15 tooth spline 4-3/4" Gearcase Model 800/Cobra/King Cobra 1978-1990	E	Brass Core & Rubber	F33
15 tooth spline 4-3/4" Gearcase Model 800/Cobra/King Cobra 1991-1994	E	Brass Core & Rubber	F32
19 tooth spline 4-3/4" Gearcase Cobra SX 1994-Newer	E	Brass Core & Rubber	F42

VOLVO

Engine Application	Group	Material	Code
19 tooth spline 4-3/4" Gearcase SX Sterndrives 1994-Newer	E	Brass Core & Rubber	F42

FORCE

Engine Application	Group	Material	Code
13 spline tooth 3 1/4" Gearcase 40 & 50 HP 1995-98, 70 HP 1991 -95, 75 HP 1996-98	C 40/50HP	Brass Core & Rubber	F11
		Aluminum Core & Rubber	F11A
15 spline tooth 4 1/4" Gearcase 75-150 HP (Thru Hub Exhaust) 1995-99, 85-150 HP (Dual Exhaust) 1988-94	D 40-140HP	Brass Core & Rubber	F21
		Brass Core & Composite	M21



QDIB Series

Rear Entry Interchangeable Hub With Quick Drop-In Bushing

Compatible with OEM thrust washer and spacer.

Complete installation: A QDIB series Prop and QDIB series bushing.

1. Locate Engine HP/Model and Year.
2. Select the corresponding bushing.
3. Select propeller from page 66.
4. Install propeller with OEM thrust washer and spacer.

YAMAHA			
Engine HP	GROUP	Bush Material	Bush Code
13 spline tooth 3-1/2" Gearcase T25hp...2010-newer; F30(4 stroke)...2001-2005 ; 2015-newer; 40hp(C40)...1984-newer 48hp...1995-2000; 50hp(Not T50)...1984-newer; F40(4 stroke)...1999-newer F50(4 stroke)...1995-newer; 55hp...1976-1995; 60hp...1976-1991; F60(4 stroke)...1999-newer	C 25-60HP	Brass Core & Rubber	QDIB-C
		Aluminum Core & Rubber	QDIB-CA
15 spline tooth 4 1/4" Gearcase T50(4 stroke)...1996-newer; 60hp(C60/E60/P60)...1992-2005; T60(4 stroke)...2003-newer 70hp...1984-newer; F70(4 stroke)...2010-newer; 75hp(C75/E75/P75)...1994-1999 F75(4 stroke)...2003-newer; 80hp...1997; F80(4 stroke)...1999-2002 85hp...1991-1997; 90hp(C90)...1984-newer; F90(4 stroke)...1999-newer F100(4 stroke)...1999-2002; 115hp(C115/P115)...1984-newer; F115(4 stroke)...2000-newer 130hp...1984-2003	D 50-130HP	Brass Core & Rubber	QDIB-D
		Aluminum Core & Rubber	QDIB-DA
SUZUKI			
Engine HP	GROUP	Bush Material	Bush Code
13 spline tooth 3-1/2" Gearcase DT35C...1987-1989; DT40...1983-1998; DF40(4 stroke)...1999-2000; DF40A...2010-newer DT50/50M...1983-1984; DF50(4 stroke)...1999-newer; DF50A(4 stroke)...2010-newer DT55...1985-1997; DT60...1983-1984; DF60A(4 stroke)...2010-newer; DT65...1985-1997	C 35-65HP	Brass Core & Rubber	QDIB-C
		Aluminum Core & Rubber	QDIB-CA
15 spline tooth 4 1/4" Gearcase DF50AV(4 Stroke)...2014-newer; DF60AV(4 Stroke)...2014-newer; DF70A(4 Stroke)...2009-newer DF90A(4 Stroke)...2009-newer; DF90(4 Stroke)...2001-2008; DF100(4 Stroke)...2009-newer DF115(4 Stroke)...2001-2012; DF115SS(4 Stroke)...2020-newer; DF115A(4 Stroke)...2013-newer DF140(4 Stroke)...2002-2012; DF140A(4 Stroke)...2013-newer	D DF50-140HP	Brass Core & Rubber	QDIB-D
		Aluminum Core & Rubber	QDIB-DA
HONDA			
Engine HP	GROUP	Bush Material	Bush Code
13 spline tooth 3-1/2" Gearcase BF 35hp...1991-1994; BF 40hp...1995-newer; BF 45hp...1991-1994 BF 50/50A hp...1995-newer; BF60...2010-newer	C 35-60HP	Brass Core & Rubber	QDIB-C
		Aluminum Core & Rubber	QDIB-CA
15 spline tooth 4 1/4" Gearcase BFP 60hp...2010-newer; BF 75hp...1995-newer; BF 90hp...1995-newer BF 100hp...2016-newer; BF 115hp...1998-2010; BF 130hp...1998-2004	D 60-130HP	Brass Core & Rubber	QDIB-D2
		Aluminum Core & Rubber	QDIB-D2A
TOHATSU			
Engine HP	GROUP	Bush Material	Bush Code
15 spline tooth 4 1/4" Gearcase 60C HP(Large Gearcase)...-1999; 70C HP(Large Gearcase)...-1999 70HP TLDI...2002-2009; 75HP TLDI...2010-newer; 90HP...1987-2001 90HP TLDI...2001-newer; 115HP...1992-2001; 115HP TLDI...2004-newer 120HP...1988-2003; 140HP...1988-2003; MFS75/90/100/115A...2020-newer	D 60-140HP	Brass Core & Rubber	QDIB-D
		Aluminum Core & Rubber	QDIB-DA
15 spline tooth 4 1/4" Gearcase BFT60...2014-newer; BFT75...2014-newer; BFT90...2014-newer; BFW60...2014-newer	D 50-100HP	Brass Core & Rubber	QDIB-D2
		Aluminum Core & Rubber	QDIB-D2A

QDIB Interchangeable Series

ALUMINUM

QDIB ALUMINUM

QDIB BUSHING IS REQUIRED FOR INSTALLATION.

Engine Group	B	D	P	R	Polastorm #
Group C 25-70HP 3-1/4" Gearcase	MEGARA Series				
	3	12 1/4	9	RH	3001-3123-09
	3	11 1/4	10	RH	3001-3113-10
	3	10 7/8	11	RH	3001-3109-11
	3	10 3/4	12	RH	3001-3108-12
	3	10 5/8	12	RH	3001-3107-12
	3	10 1/2	13	RH	3001-3105-13
	3	10 3/8	13	RH	3001-3104-13
	3	10 3/8	14	RH	3001-3104-14
	3	10 1/4	14	RH	3001-3103-14
	3	10 1/8	15	RH	3001-3102-15
	YANTA Series				
	3	11 3/4	10	RH	3101-3118-10
	3	11 5/8	11	RH	3101-3117-11
	3	11 3/8	12	RH	3101-3114-12
3	11 1/8	13	RH	3101-3112-13	
3	11 1/4	14	RH	3101-3113-14	
3	11	15	RH	3101-3110-15	
SEMA Series					
3	11 5/8	12	RH	3201-3117-12	
3	11 1/2	13	RH	3201-3115-13	
3	11 3/8	14	RH	3201-3114-14	
3	11 1/4	15	RH	3201-3113-15	
3	11 1/8	16	RH	3201-3112-16	
3	11	17	RH	3201-3110-17	
MEGARA Series					
4	10.6	11	RH	3001-4106-11	
4	10.6	12	RH	3001-4106-12	
4	10.3	13	RH	3001-4103-13	
4	10.1	14	RH	3001-4101-14	
4	10.1	15	RH	3001-4101-15	

Engine Group	B	D	P	R	Polastorm #
Group D 40-140HP 4-1/4" Gearcase	MEGARA Series				
	3	14	9	RH	4007-3140-09
	3	14	10	RH	4007-3140-10
	3	14	11	RH	4007-3140-11
	3	14	13	RH	4007-3140-13
	3	13 3/4	15	RH	4007-3138-15
	3	13 1/4	17	RH	4007-3133-17
	3	13	19	RH	4007-3130-19
	3	12 3/4	21	RH	4007-3128-21
	YANTA Series (Semi Cleaver Blade)				
	3	14	9	RH	4107-3140-09
	3	14	11	RH	4107-3140-11
	3	13 5/8	12	RH	4107-3137-12
	3	13 5/8	13	RH	4107-3137-13
	3	13 5/8	14	RH	4107-3137-14
3	13 1/2	15	RH	4107-3135-15	
3	13 1/4	17	RH	4107-3133-17	
3	13	19	RH	4107-3130-19	
3	12 5/8	21	RH	4107-3127-21	
YANTA Series DUAL THRUST					
3	14	9	RH	4107-3140-09DT	
3	14	11	RH	4107-3140-11DT	
SEMA Series					
3	14	15	RH	4207-3140-15	
3	14	17	RH	4207-3140-17	
3	14	19	RH	4207-3140-19	
3	14	21	RH	4207-3140-21	
3	14	23	RH	4207-3140-23	
MEGARA Series					
4	13.8	10	RH	4007-4138-10	
4	13.8	11	RH	4007-4138-11	
4	13.8	13	RH	4007-4138-13	
4	13.4	15	RH	4007-4134-15	
4	13	17	RH	4007-4130-17	
4	12.5	19	RH	4007-4125-19	

* Any of the C Group propellers are available with the **QDIB-CA Aluminum bushing** installed from the factory. When ordering just add the **YA** at the end of the part number.

* Any of the D Group propellers are available with the **QDIB-DA Aluminum bushing** installed from the factory. When ordering just add the **YA** at the end of the part number.

** The 3 Blade MEGARA is similar to the Yamaha Talon and when replacing the Yamaha Semi Cleaver propeller reduce the pitch by 3 or 4 pitch sizes. Example 17P SC to 14P MEGARA.

RUBBER BUSHING

Engine Group	Engine Brand	No. Splines	Part Code	Polastorm No.
A	YAMAHA/HONDA	8	YARB	2108101
	MERCURY/MERINER	8	MARB	1108101
	BRP/OMC/EVINRUDE/JOHNSON	13	OARB	6113101
	SUZUKI	10	SARB	3110101
	TOHATSU/NISSAN	14	TARB	5114101
B	YAMAHA/HONDA	10	YBRB	2210101
	MERCURY/MERINER	10	MBRB	1210101
	BRP/OMC/EVINRUDE/JOHNSON	14	OBRB	6214101
	SUZUKI	10	SBRB	3210101
	TOHATSU/NISSAN	10	TBRB	5210101
C	YAMAHA/HONDA/SUZUKI TOHATSU/NISSAN	13	YCRB	2313101
	MERCURY/MERINER	13	MCRB	1313101
	BRP/OMC/EVINRUDE/JOHNSON	13	OCRB	6313101
D	YAMAHA/SUZUKI TOHATSU/NISSAN/JOHNSON	15	YDRB	2415101
	HONDA	15	HDRB	4415101
	BRP/OMC/EVINRUDE/JOHNSON	13	ODRB	6413101
	SUZUKI	13	SDRB	3413101
E	YAMAHA	15	YERB	2515101
	MERCURY/MERINER/HONDA	15	MERB	1515101
	BRP/OMC/EVINRUDE/JOHNSON	15	OERB	6513101
	SUZUKI	15	SERB	3513101



PROPELLER BAG/COVER

QPBS: For prop dia up to 11".

QPBL : For prop dia up to 15".

MERCUISER & YANMAR STERN DRIVE



STAINLESS STEEL

**MERCUISER BRAVO III / YANMAR ZT350&ZT370
19 TOOTH SPLINE**



4 BLADES FRONT / SOLID HUB



3 BLADES REAR / SOLID HUB

B	D	P	R	POLASTORM #
4	16	18	Front	6816-4160-18
4	16	20	Front	6816-4160-20
4	15 3/4	22	Front	6816-4158-22
4	15 1/2	24	Front	6816-4155-24
4	15 1/2	26	Front	6816-4155-26
3	14 3/8	18	Rear	6819-3144-18
3	14 3/8	20	Rear	6819-3144-20
3	14 1/4	22	Rear	6819-3143-22
3	14	24	Rear	6819-3140-24
3	14	26	Rear	6819-3140-26

Front Thrust Washer	Rear Thrust Washer	Front Nut	Rear Nut	POLASTORM No.
				60816301
M3FTW	M3RTW	M3FNT	M3RNT	

VOLVO & YANMAR SAIL DRIVE

ALUMINIUM

With Pressed In Rubber Bushing



Engine Type	OEM PART #	Blades	Diameter	Pitch	Rotation	POLASTORM No.
SAILDRIVE 17 tooth spline	21381262	3	14	12	LH	9898-3140-12
	21381264	3	15	12	LH	9898-3150-12
	21381265	3	15	13	LH	9898-3150-13
	21381265	3	16	13	LH	9898-3160-13
	21381274	3	17	12	LH	9898-3170-12
	21401615	3	17	14	LH	9898-3170-14
	21381279	3	17	15	LH	9898-3170-15
	21381280	3	17	16	LH	9898-3170-16
	-	3	18	15	LH	9898-3180-15
	21381042	3	18	16	LH	9898-3180-16



VOLVO PENTA DUAL PROPS

ALUMINIUM

With Pressed in Rubber Bushing

Engine Type	Drive Type	VOLVO PART #	Location	Blades	Rotation	POLASTORM No.		
DP280,DP290	 Front 27 Tooth Spline	854776	Front	3	LH	9896-7763		
		854777	Front	3	LH	9896-7773		
		854778	Front	3	LH	9896-7783		
		854779	Front	3	LH	9896-7793		
		854780	Front	3	LH	9896-7803		
		854786	Rear	4	RH	9899-7864		
		854787	Rear	4	RH	9899-7874		
		854788	Rear	4	RH	9899-7884		
		854789	Rear	4	RH	9899-7894		
		854790	Rear	4	RH	9899-7904		
	 Rear 19 Tooth Spline	854824	Front	3	LH	9896-8243		
		854825	Front	3	LH	9896-8253		
		854826	Front	3	LH	9896-8263		
		854827	Front	3	LH	9896-8273		
		854832	Rear	3	RH	9899-8323		
		854833	Rear	3	RH	9899-8333		
		854834	Rear	3	RH	9899-8343		
		854835	Rear	3	RH	9899-8353		
		VOLVO SET #		POLASTORM SET #				
		A3		QA3				
A4		QA4						
A5		QA5						
A6		QA6						
A7		QA7						
B3		QB3						
B4		QB4						
B5		QB5						
B6		QB6						



INTERCHANGEABLE HUB KITS

CROSS REFERENCE

PROP CATEGORY	MERCURY	POLASTORM
C	Flo-Torq Reflex	F11
D/E	Flo-Torq II	M21
PROP CATEGORY	SOLAS	POLASTORM
D/E/E+	RUBEX 102	M21
	RUBEX 102B	F21
	RUBEX 208	F22
	RUBEX 208B	F22
	RUBEX 203	F23
	RUBEX 203B	F23
	RUBEX 110	F24
	RUBEX 110B	F24
	RUBEX 150	F25
	RUBEX 150B	F25
	RUBEX 125	F26
	RUBEX 125B	F26
	RUBEX 126	F27
	RUBEX 126B	F27
	RUBEX 104	F28
	RUBEX 104B	F28
	RUBEX 107	F29
	RUBEX 107B	F29
	RUBEX 109	F30
	RUBEX 109B	F30
	RUBEX 106	F31
	RUBEX 106B	F31
	RUBEX 100	F32
	RUBEX 100B	F32
	RUBEX 101	F33
	RUBEX 101B	F33
	RUBEX 151	F34
	RUBEX 151B	F34
RUBEX 127	F41	
RUBEX 105	F42	
RUBEX 105B	F42	

PROP CATEGORY	MICHIGAN WHEEL	POLASTORM
D/E/E+	202	F21
	202SH	F21
	208	F22
	208SH	F22
	203	F23
	203SH	F23
	210	F24
	210SH	F24
	227	F25
	227SH	F25
	225	F26
	225SH	F26
	226	F27
	226SH	F27
	204	F28
	204SH	F28
	207	F29
	207SH	F29
	209	F30
	209SH	F30
	206	F31
	206SH	F31
	200	F32
	200SH	F32
	201	F33
	201SH	F33
	228	F34
	228SH	F34
205	F42	
205SH	F42	
PROP CATEGORY	TURNING POINT	POLASTORM
D/E/E+	501	M21
	701	F21
	500	F22
	505	F23
	705	F23
	506	F24
	509	F25
	707	F28
	507	F29
	505	F30
	503	F31
	502	F32
	511	F34
	711	F34
	715	F41
	504	F42



PROPELLER WARRANTY and ACKNOWLEDGEMENTS

WARRANTY ON POLASTORM PROPELLERS

All new Polastorm Propellers are guaranteed to be free of casting defects and hub failures, due to defects in material or workmanship, for a period of one year for all Polastorm authorized distributors.

WARRANTY EXCHANGE OR REPLACEMENT

Polastorm is happy to exchange any defective propeller without charge. If, upon examination of the defective propeller and the prop is determined to be defective, the replacement propeller will be returned to distributors freight prepaid by Polastorm. We reserve the right to replace the defective propeller with an identical or similar propeller in current production at the time the propeller is examined.

WHAT IS NOT WARRANTED

Damage caused by misuse, negligence, modification, accident, abnormal product operation or applications.

Any surface piercing or overhub propeller.

Labor for removal and replacement of a defective propeller.

Propellers that have been re-manufactured, rebuilt, modified or repaired.

Any damaged caused to boat, motor, running gear, and/or power train. Failure of rubber hub and/or spline after 12 month warranty period.

Those applications of the propeller where motor transom heights are such that non-production water pick-ups are required or used for adequate water pressure.

Props used for racing or other competitive activities. Damage from grounding or striking of foreign objects Cavitation burns, *corrosion, or electrochemical action Damage during transportation.

The loss of use of boat, loss of time, inconvenience, or other incidental charges such as boat haul out, crane service, forklift rental, telephone calls, towing and storage, lodging, car or boat rental, food, etc., or other consequential damages, except where required by law.

* All stainless steel propellers contain small degrees of iron alloy, which under certain conditions, may allow surface discoloration, rust or corrosive marks to appear, and are not covered by the Polastorm warranty.

REGISTERED TRADEMARK ACKNOWLEDGEMENTS

The use of third party company names or trademarks herein is intended for informational and identification purposes only and does not constitute or imply endorsement, sponsorship or recommendation. Honda is a registered trademark of Honda Motor Company. Nissan is a registered trademark of Nissan Motor Co., Inc. Suzuki is a registered trademark of Suzuki Motor Co., LTD. Tohatsu is a registered trademark of Tohatsu Corporation. Volvo is a registered trademark of Volvo Trademark AB. Yamaha, Yamaha Talon, Saltwater Series and Pro Series are registered trademarks of Yamaha Corporation. Evinrude, Johnson, OMC, Raker, SSt, Shooter are registered trademarks of BRP (Bombardier Recreational Products, Inc. or its subsidiaries). Delrin and Dupont are registered trademarks of E.I. Dupont de Nemours and Company. Mercury, Mercruiser, Alpha, Alpha 4, BlackMax, Bravo, Flo-Ibrg, Fury, HighFive, Laser Mirage, PVS, Performance Vent System,, Revolution 4, Tempest, Trophy Vengeance, Maximus and Vensura are registered trademarks of Brunswick Corporation. Stiletto and Turbo are registered trademarks of Precision Propeller, Inc. Ballistic and Rapture are registered trademarks of Michigan Wheel Corporation.

